

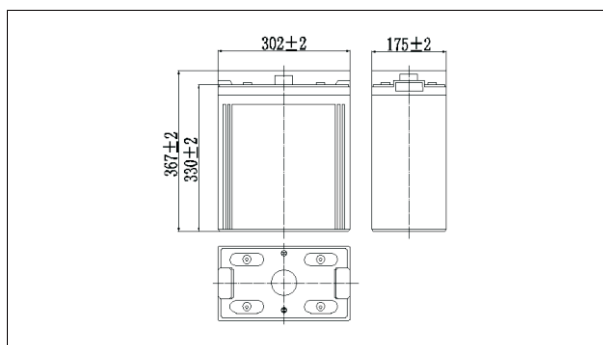
NP2-600Ah 2V600Ah

Specifications

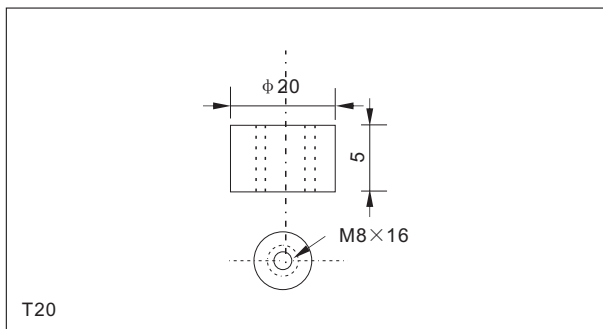
Nominal Voltage		2V
Rated capacity (10 hour rate)		600Ah
Dimensions	Length	302±2mm(11.89inch)
	Width	175±2mm(6.89inch)
	Height	330±2mm(12.99inch)
	Total Height	367±2mm(14.45inch)
Approx. Weight		36.5kg(80.5lbs)±3%



Outer dimensions (mm)



Terminal Type (mm)



Characteristics

Capacity (25°C)	10HR(1.8V)	600Ah
	3HR(1.80V)	450Ah
	1HR(1.75V)	330Ah
Terminal type		T20
Internal resistance (Fully charged, 25°C)		Approx. 0.45m Ω
Capacity affected by temperature (10HR)	40°C	102%
	25°C	100%
	0°C	85%
	-15°C	65%
Self-discharge (25°C)	3 months	Remaining Capacity: 91%
	6 months	Remaining Capacity: 82%
	12 months	Remaining Capacity: 65%
Nominal operating temperature		25°C ± 3°C (77°F ± 5°F)
Operating temperature range	Discharge	-15°C ~ 50°C (5°F ~ 122°F)
	Charge	-10°C ~ 50°C (14°F ~ 122°F)
	Storage	-20°C ~ 50°C (-4°F ~ 122°F)
Float charging voltage (25°C)		2.25 to 2.30V Temperature compensation: -3mV/°C
Cyclic charging voltage (25°C)		2.40 to 2.50V Temperature compensation: -5mV/°C
Maximum charging current		120A
Maximum discharge current		3600A (5 sec.)
Designed floating life (20°C)		15 years

Construction

Component	Positive plate	Negative plate	Container	Cover	Separator	Electrolyte	Safety valve	Terminal
Raw material	lead dioxide	Lead	ABS	ABS	AGM	Sulfuric acid	Rubber	Copper

Constant Current Discharge Characteristics Unit: A (25°C, 77°F)

F.V/Time	15min	30min	60min	2h	3h	4h	5h	6h	8h	10h	20h
1.60V	834	546	378	221	159	127	110	94.2	74.4	61.4	32.4
1.65V	814	535	367	220	158	127	109	93.7	73.9	61.3	32.3
1.70V	784	519	355	218	157	126	108	93.0	73.4	61.1	32.2
1.75V	757	506	344	215	156	125	107	92.4	72.9	60.7	32.0
1.80V	717	488	333	209	151	121	104	89.6	70.7	60.3	31.8

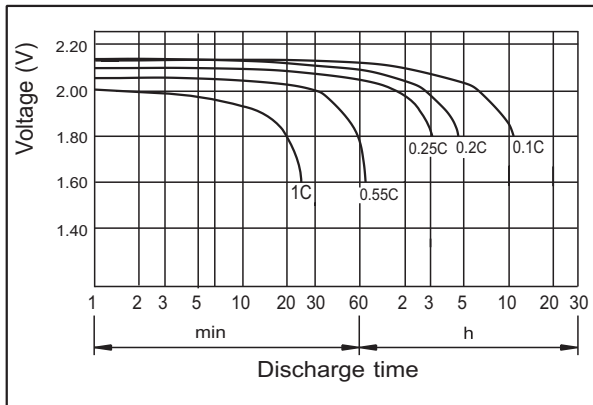
Constant Power Discharge Characteristics Unit: W (25°C, 77°F)

F.V/Time	15min	30min	60min	2h	3h	4h	5h	6h	8h	10h	20h
1.60V	1526	1021	718	427	312	250	216	186	148	122	64.7
1.65V	1490	1001	697	424	310	248	215	185	147	122	64.6
1.70V	1435	970	675	420	308	246	213	183	146	122	64.4
1.75V	1386	946	654	414	306	245	212	182	145	121	64.0
1.80V	1313	912	632	404	297	237	205	177	141	120	63.6

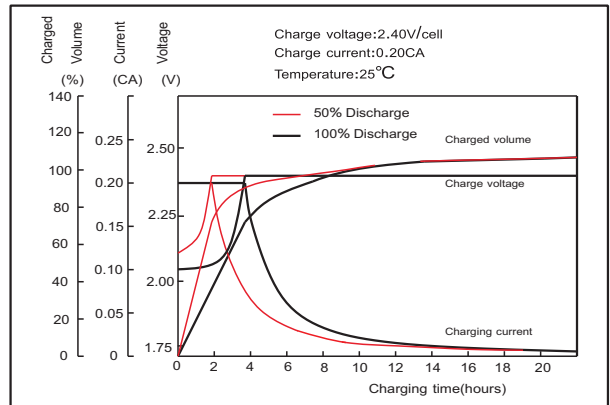
Note: The above characteristics data can be obtained within three charge or discharge cycles.

NP2-600Ah 2V600Ah

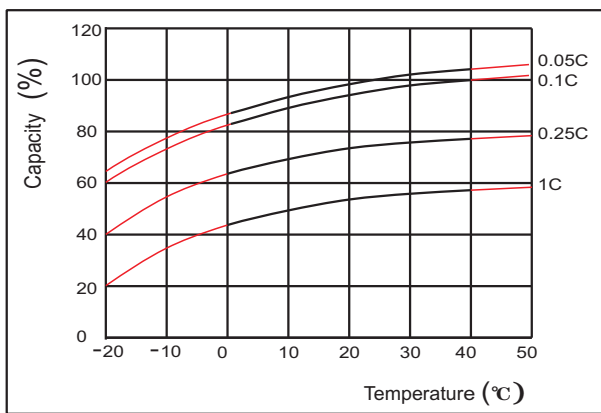
● **Discharge characteristics(25°C)**



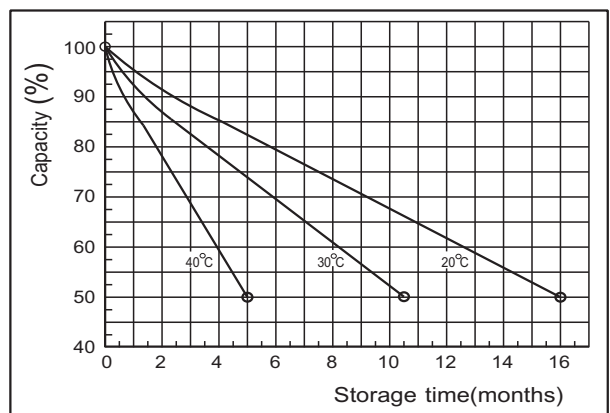
● **Charging characteristics**



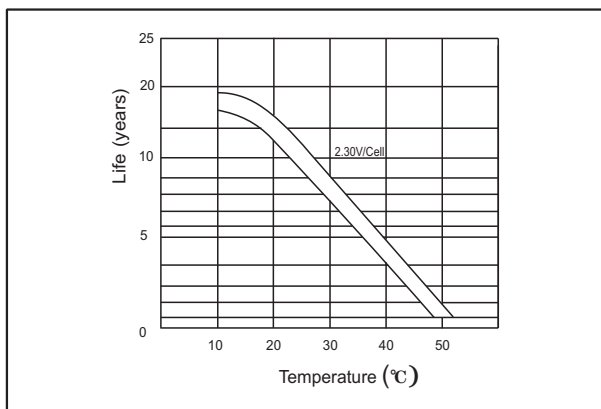
● **Effect of Temperature on Capacity**



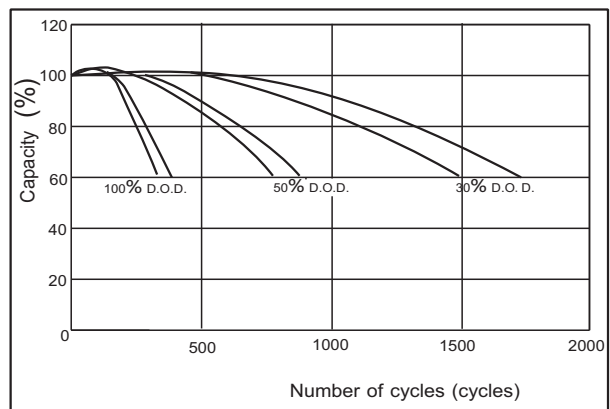
● **Self-discharge characteristics**



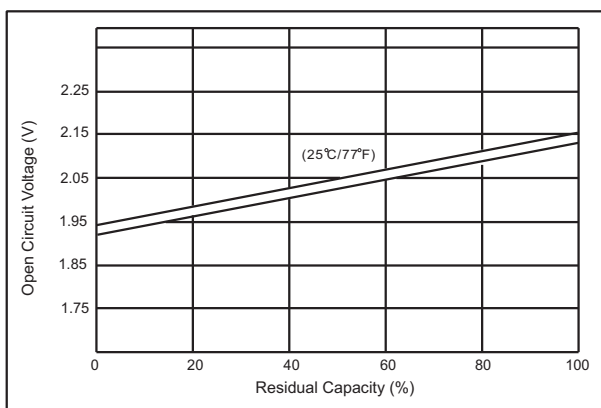
● **Temperature effects on float life**



● **Cycle service life in relation to depth of discharge**



● **The relationship for OCV and Capacity (25°C)**



● **The relationship for Charging voltage and Temperature**

