



KCR LEAD-CALCIUM

FOR SWITCHGEAR AND CONTROL APPLICATIONS
Capacities from 192 to 824 Ampere-hours



C&D Technologies, Inc. has engineered flooded batteries to provide superior performance and reliability over the life of the product. These batteries are designed using proprietary techniques and quality components and materials for reduced maintenance and extended battery life.

APPLICATIONS

- Electric Power Generation Facilities
- Nuclear Power Plants
- Electric Utility Substations
- Emergency Systems
- Manufacturing Facilities
 - Assembly Lines
 - Process Controls
- Petrochemical processing plants
- Pipelines

FEATURES & BENEFITS

- Electrical testing to 100% capacity on every battery string prior to shipping assures performance of every battery string upon delivery
- Long life positive plates cast with a proprietary process and high-purity alloy
- Waterbath charging results in consistently formed plates for reliable performance out of the box (no cycling required in the field)
- Suspended positive plates permit free growth without pressure on jar and cover
- 20 year environmental and seismic qualification

SAFE OPERATION

- Flame-retardant covers enhance battery plant safety with self-extinguishing properties, LOI>32%, UL 94V-0
- Low-evaporation, flame-arrester vent to extend watering intervals and prevent external sparks from reacting with the hydrogen inside the cell

COST SAVINGS

- Transparent container allows visual inspection of plates
- Soft rubber post seal minimizes stress on post reducing maintenance requirements
- Computer controlled heli-arc welded post seals result in consistent and reliable seals for less maintenance and longer product life

SPECIFICATIONS

Plates	Height	Width	Thickness
Positive	11.38 in (289 mm)	8.75 in (222 mm)	0.312 in (7.90 mm)
Negative	11.38 in (289 mm)	8.75 in (222 mm)	0.210 in (5.30 mm)
Outside negative	11.38 in (289 mm)	8.75 in (222 mm)	0.130 in (3.30 mm)
Electrolyte height above plates	2.06 in (52 mm)		
Sediment space	0.75 in (19.1 mm)		
Electrolyte @ + 77°F (+25°C)	Sulfuric acid, 1.215 specific gravity nominal		
Recommended float voltages (average string voltage)	2.20 - 2.25 volts per cell		
Container - standard	Thermoplastic, transparent, (SAN)		
Cover - standard	High impact, flame-retardant thermoplastic with tongue-and-groove seal. Flammability ratings: UL 94-V0; ASTM D-635 self extinguishing		
Separator	Microporous with fibrous glass mat		
Safety Vent Systems	Flame-arrester type with dust cover		
Terminals KCR (5 through 13 plates) KCR (15 through 21 plates)	Two, 1-in (25 mm) square posts with two thru-holes		
Withdrawal tubes	Two per cell		
Optional container	Transparent, flame-retardant polycarbonate. Flammability ratings: UL 94-HB; ASTM D-635 self-extinguishing		

Type of Cell	Overall Dimensions			Approx. weight lbs (kgs)		Electrolyte per Cell lbs (kgs)
	L in (mm)	W in (mm)	H in (mm)*	Net Filled	Dom. Packed	
KCR-5	3.62 (91.9)	10.44 (265)	18.25 (464)	45 (20.4)	51 (23.1)	12 (5.4)
KCR-7	3.62 (91.9)			56 (25.4)	61 (27.7)	15 (6.8)
KCR-9	4.62 (117)			73 (33.1)	80 (36.3)	20 (9.1)
KCR-11	4.62 (117)			82 (37.2)	89 (40.4)	19 (8.6)
KCR-13	5.59 (142)			97 (44.0)	105 (47.6)	23 (10.4)
KCR-15	6.59 (167)			114 (51.7)	124 (56.2)	28 (12.7)
KCR-17	8.53 (217)			134 (60.8)	145 (65.8)	39 (17.7)
KCR-19	8.53 (217)			143 (64.9)	155 (70.3)	38 (17.2)
KCR-21	8.53 (217)			152 (68.9)	165 (74.8)	36 (16.3)

Note: Electrolyte weighs approximately 10 lbs per gallon (1.215 kgs per liter).
*H (Height) dimension is to the top of the flame arresting vent (highest point on the cell).

For information on battery racks, please refer to brochure 12-560.

WHAT DOES THE C&D'S BATTERY SELECTION APPLICATION DO?

WWW.CDSTANDBYPOWER.NET

The C&D's Battery Selection Application allows users to quickly calculate many values essential for the proper selection of stand-by battery product via an online application. This allows users to access all the information they need to size and select the proper battery without having to download and install software.

This includes the ability to:

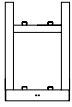
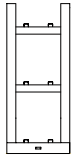
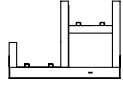
- Select batteries based on complex step loads and generate IEEE-485 Sizing Work Sheets.
- Select batteries based on constant current loads.
- Select batteries based on constant power loads.
- View and customize rating tables.
- Do battery run time analysis.
- Calculate the hydrogen evolution rate.

RATINGS TABLE: AMPERES

Final Volts	Models	Nominal AH Rating	*Nominal Rates @ +77°F (+25°C) in 1.215 Nominal SG (includes connection voltage drop)							
			Amperes							
			8 hr	4 hr	3 hr	1.5 hr	1 hr	30 min	15 min	1 min
1.75	KCR-5	192	24	40	48	72	89	121	159	231
	KCR-7	246	31	53	65	101	126	173	221	309
	KCR-9	328	41	71	87	135	168	231	294	412
	KCR-11	412	51	88	108	166	206	284	364	508
	KCR-13	491	61	106	131	204	254	351	450	655
	KCR-15	524	72	124	152	237	297	411	532	797
	KCR-17	655	82	142	174	272	340	470	604	871
	KCR-19	738	92	159	195	303	378	520	664	949
	KCR-21	824	103	176	215	332	413	567	728	1028
1.78	KCR-5	189	24	39	47	70	85	116	148	202
	KCR-7	239	30	51	62	95	117	158	198	264
	KCR-9	319	40	68	83	126	156	211	264	352
	KCR-11	401	50	84	102	155	191	260	327	435
	KCR-13	478	60	102	124	191	236	320	404	560
	KCR-15	558	70	119	145	222	275	375	477	682
	KCR-17	637	80	136	166	254	315	429	542	745
	KCR-19	718	90	152	186	283	350	474	596	812
	KCR-21	802	100	169	205	310	382	518	653	881
1.81	KCR-5	186	23	38	45	66	81	108	135	173
	KCR-7	232	29	49	59	88	108	143	175	221
	KCR-9	310	39	65	78	117	144	191	233	294
	KCR-11	390	49	80	97	145	177	235	289	364
	KCR-13	464	58	97	118	178	218	290	357	467
	KCR-15	541	68	114	138	207	254	339	422	569
	KCR-17	618	77	130	157	237	291	388	479	621
	KCR-19	698	87	146	176	264	323	429	527	677
KCR-21	778	97	161	194	289	353	469	577	736	

*Data based on discharge directly from a 72-hour float condition per IEEE-450 procedures.

Additional ratings and application information is available in the battery selection program at www.cdstandbypower.net

Battery		Racks					
Lead-Calcium	# of cells per string	Two tier rack 		Three tier rack 		Two step rack 	
		Rack qty	Rack P/N*	Rack qty	Rack P/N*	Rack qty	Rack P/N*
		KCR-5	58	1	RDB0801-10P	1	RDB0802-07P
KCR-7	58	1	RDB0801-10P	1	RDB0802-07P	1	RDB0803-10P
KCR-9	58	1	RDB0801-13P	1	RDB0802-09P	1	RDB0803-13P
KCR-11	58	1	RDB0801-13P	1	RDB0802-09P	1	RDB0803-13P
KCR-13	58	1	RDB0801-15P	1	RDB0802-11P	1	RDB0803-15P
KCR-15	58	2	RDB0801-09P	1	RDB0802-12P	2	RDB0803-09P
KCR-17	58	2	RDB0801-12P	1	RDB0802-16P	2	RDB0803-12P
KCR-19	58	2	RDB0801-12P	1	RDB0802-16P	2	RDB0803-12P
KCR-21	58	2	RDB0801-12P	1	RDB0802-16P	2	RDB0803-12P
KCR-5	60	1	RDB0801-11P	1	RDB0802-07P	1	RDB0803-11P
KCR-7	60	1	RDB0801-11P	1	RDB0802-07P	1	RDB0803-11P
KCR-9	60	1	RDB0801-13P	1	RDB0802-09P	1	RDB0803-13P
KCR-11	60	1	RDB0801-13P	1	RDB0802-09P	1	RDB0803-13P
KCR-13	60	1	RDB0801-16P	1	RDB0802-11P	1	RDB0803-16P
KCR-15	60	2	RDB0801-09P	1	RDB0802-12P	2	RDB0803-09P
KCR-17	60	2	RDB0801-12P	1	RDB0802-16P	2	RDB0803-12P
KCR-19	60	2	RDB0801-12P	1	RDB0802-16P	2	RDB0803-12P
KCR-21	60	2	RDB0801-12P	1	RDB0802-16P	2	RDB0803-12P

* For Seismic racks, add EP1 and EP2 to the rack part number - example RDB0801-10EP1P.

* IEEE-693-2005 qualified racks are available for 2 tier and 2 step racks. Contact C&D Product Management.

Liberty®

m-s endur® II

For more than 100 years, C&D Technologies, Inc. has fulfilled the vision of its founders by designing and manufacturing the finest integrated standby power products. We continue to meet the technological challenges of the future. C&D creates powerful solutions for a world in motion. ***We can create solutions for you!***

DYNASTY

X SERIES

C&D Technologies, Inc. provides power solutions and services for telecommunications, uninterruptible power supply (UPS), energy and infrastructure and other emerging markets. C&D Technologies, Inc. engineers, manufactures, sells and services fully integrated standby backup batteries and power solutions to ensure that power to the customer's critical application is uninterrupted.

HIGH RATE MAX

MCT HP

Today C&D Technologies, Inc. operates worldwide with production facilities in the USA, Mexico and China. We continue to be a leader in high quality, long lasting batteries for all applications. Our continued success is due to our *Products*, our *People* and our *Sales Partners*. However we could not have stayed in business for over 100 years without the support of our *Loyal Customers*.

C&D TECHNOLOGIES, INC.

1400 Union Meeting Road
P.O. Box 3053 • Blue Bell, PA 19422-0858
(215) 619-2700 • Fax (215) 619-7899 • (800) 543-8630
customersvc@cdtechno.com
www.cdtechno.com

Any data, descriptions or specifications presented herein are subject to revision by C&D Technologies, Inc. without notice. While such information is believed to be accurate as indicated herein, C&D Technologies, Inc. makes no warranty and hereby disclaims all warranties, express or implied, with regard to the accuracy or completeness of such information. Further, because the product(s) featured herein may be used under conditions beyond its control, C&D Technologies, Inc. hereby disclaims all warranties, either express or implied, concerning the fitness or suitability of such product(s) for any particular use or in any specific application or arising from any course of dealing or usage of trade. The user is solely responsible for determining the suitability of the product(s) featured herein for user's intended purpose and in user's specific application.