









ENGINEERED RACK SOLUTIONS

- FLEXIBLE
- MODULAR
- PRE-WIRED
- SPACE EFFICIENT



Part Number	170.0010.20	111.2019.02	111.2019.1616	RD02341	MBC04372-19	111.2027.01 111.2027.02
Description	19" Welded Steel Relay Rack - 43 Rack Spaces Max wt. limit 1000 lbs.	19" Relay Rack Tray for Front & Top Terminal Batteries	19" Relay Rack Tray for Top Terminal Batteries	19" Relay Rack Tray for Front Terminal Batteries	19" Relay Rack Tray for Top Terminal Batteries	19" Relay Rack Tray for Front Terminal Batteries
Dimensions	Standard x 84" H	16"W x 30"D	16"W x 16"D	17.12"W x 21.12"D	16.75"W x 20.25"D	17.59"W x 20.0"D
Battery Units	N/A	4 max See table on Page 4	4 max See table on Page 4	2 max See table on Page 4	4 max See table on Page 4	4 max See table on Page 4
Battery Type	Any	TEL12-70, TEL12-80, TEL12-90, TEL12-125, TEL12-105FS, TEL12-160F, TEL12-180F, TEL6-180, TEL12-210F, TEL12-210FG	TEL12-30 & TEL12-45,	TEL12-105FS, TEL12-160F, TEL12-180F, TEL12-210F, TEL12-210FG	TEL12-30, TEL12-45, LS12-100, LS6-200, LS4-300 & LS2-600	TEL12-105FNBSG (use .01) TEL12-115FNG (use .02)
Amp Hour Capacity	N/A	See table on Page 4	See table on Page 4	See table on Page 4	See table on Page 4	See table on Page 4
Picture						 111.2027.01   111.2027.02

Part Number	170.0023.20	111.2023.02	RD02332	KBC05182
Description	23" Welded Steel Relay Rack - 43 Rack Spaces Max wt. limit 1000 lbs.	23" Relay Rack Tray for Top Terminal Batteries	23" Relay Rack Tray for Front Terminal Batteries	23" Relay Rack Tray for Top Terminal Batteries
Dimensions	Standard x 84"H	20"W x 30"D	21.0"W x 22.19"D	21.2"W x 23.07"D
Battery Units	N/A	4 max See table on Page 4	4 max See table on Page 4	4 max See table on Page 4
Battery Type	N/A	TEL12-30, TEL12-45, TEL12-70, TEL12-80, TEL12-90, TEL12-125	TEL12-105FS TEL12-160F TEL12-180F TEL12-105FN5G TEL12-115FNG, TEL12-210F, TEL12-210FG	LS12-100, LS6-200, LS4-300 & LS2-600
Amp Hour Capacity	N/A	See table on Page 4	See table on Page 4	See table on Page 4
Picture				

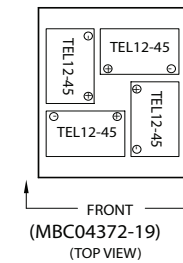
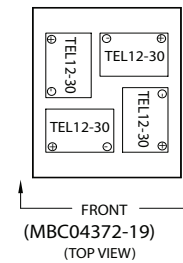
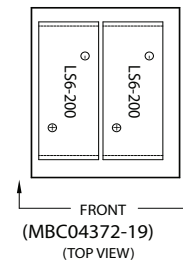
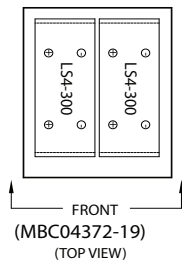
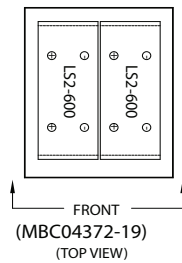
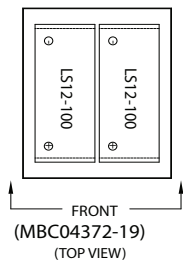
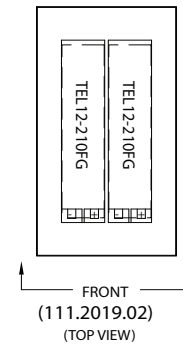
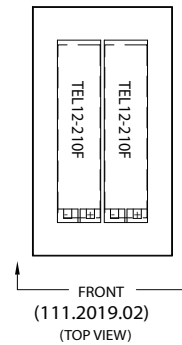
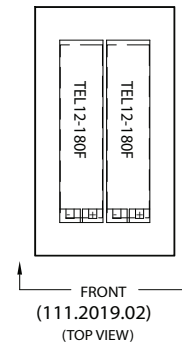
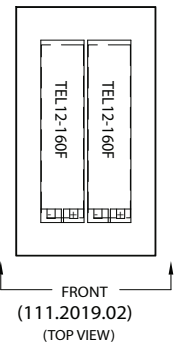
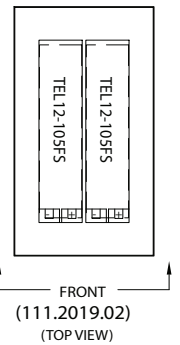
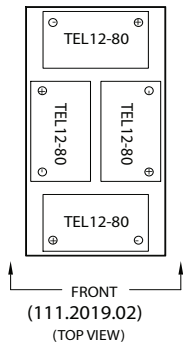
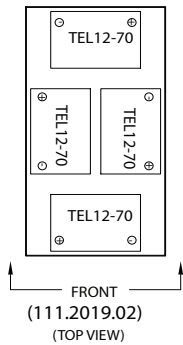
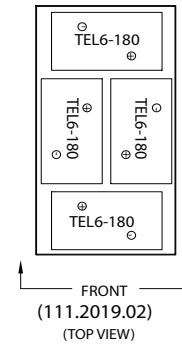
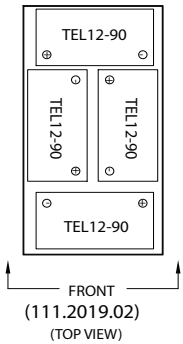
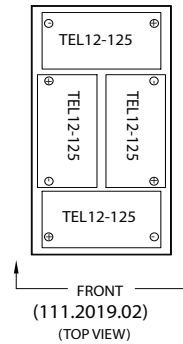
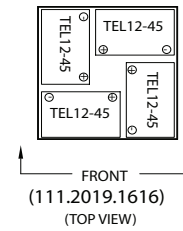
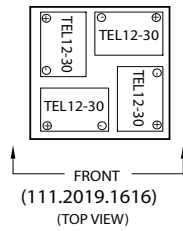
BATTERY TRAY TABLE

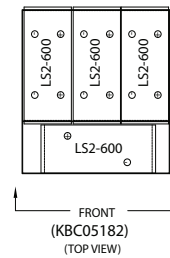
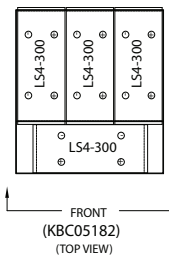
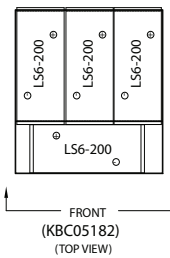
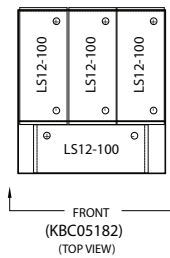
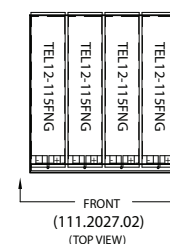
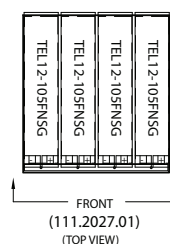
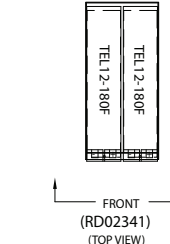
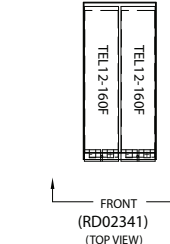
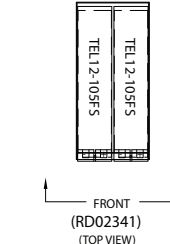
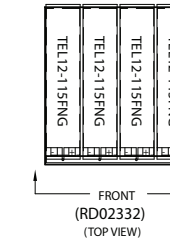
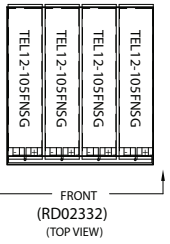
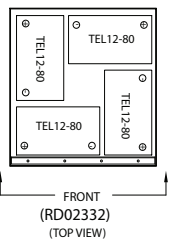
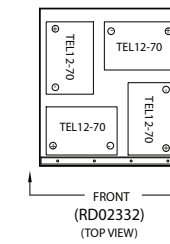
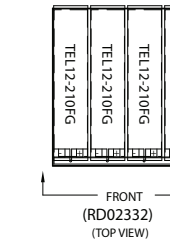
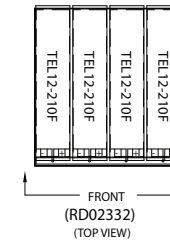
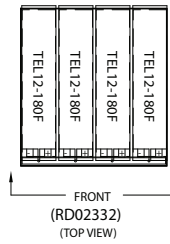
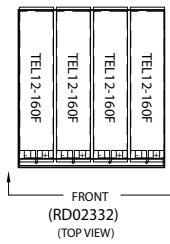
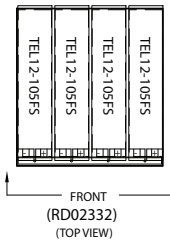
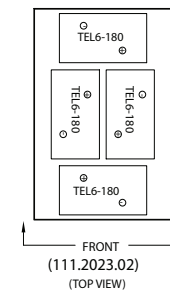
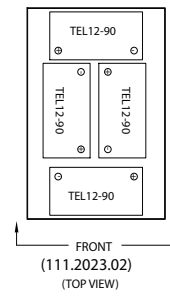
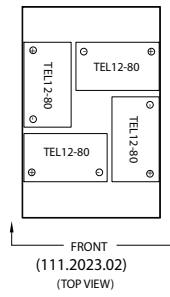
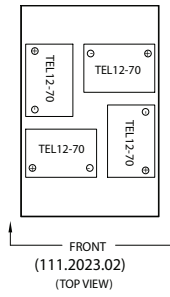
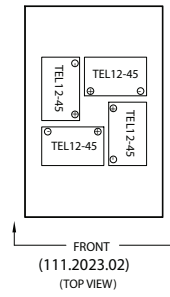
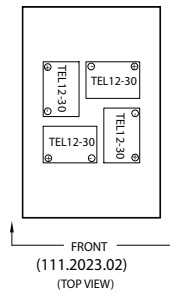
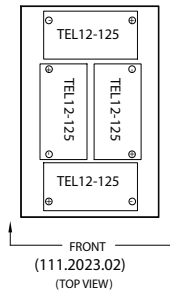
Battery	Qty in 19"	19" Tray Part Number	Qty in 23"	23" Tray Part Number
TEL12-30	4	111-2019-1616 or MBC04372-19	4	111-2023-02
TEL12-45	4	111-2019-1616 or MBC04372-19	4	111-2023-02
TEL12-70	4	111-2019-02	4	111-2023-02 or RD02332
TEL12-80	4	111-2019-02	4	111-2023-02 or RD02332
TEL12-90	4	111-2019-02	4	111-2023-02
TEL12-125	4	111-2019-02	4	111-2023-02
TEL12-105FS	2	111-2019-02 or RD02341	4	RD02332
TEL12-105FNSG	4	111-2027-01	4	RD02332
TEL12-115FNG	4	111-2027-02	4	RD02332
TEL12-160F	2	111-2019-02 or RD02341	4	RD02332
TEL12-180F	2	111-2019-02 or RD02341	4	RD02332
TEL6-180	4	111-2019-02	4	111-2023-02
TEL12-210F	2	111-2019-02 or RD02341	4	RD02332
TEL12-210FG	2	111-2019-02 or RD02341	4	RD02332

NOTE: See tray/battery diagrams on pages 5 & 6.

Battery	Qty in 19"	19" Tray Part Number	Qty in 23"	23" Tray Part Number
LS12-100	2	MBC04372-19	4	KBC05182
LS6-200	2	MBC04372-19	4	KBC05182
LS4-300	2	MBC04372-19	4	KBC05182
LS2-600	2	MBC04372-19	4	KBC05182

NOTE: See tray/battery diagrams on pages 5 & 6.







Part Number	110.7010.00	110.7020.00	110.7021.00A	110.7050.01	110.7050.02
Description	23" Welded Steel Rack with 3 Integrated Battery Trays (shown with optional DC plant).	23" Welded Steel Rack with 4 Integrated Battery Trays (shown with optional RD02319-xxx side mounted breakers & DC plant).	19" Welded Steel rack with 4 Integrated Battery Trays (Shown with optional side mounted breakers and DC Plant)	24 Volt NEBS Zone 2 Rack w/o Breakers	24 Volt NEBS Zone 2 Rack w/Breakers
Dimensions	24"W x 22.5"D x 83"H	24"W x 22.5"D x 83"H	20.2"W x 20.5"D x 84"H	25"W x 23"D x 82.1"H	25"W x 23"D x 82.1"H
Battery Tiers	3	4	4	5	5
Battery Units	12 max	16 max	16 max	20 max	20 max
Battery Type	TEL12-105FS, TEL12-160F, TEL12-180F, TEL12-210F, TEL12-210FG	TEL12-105FS, TEL12-160F, TEL12-180F, TEL12-210F, TEL12-210FG	TEL12-105FN5G, TEL12-115FNG	TEL 12-160F or TEL 12-180F	TEL 12-160F or TEL 12-180F, TEL12-210 F
System Voltage	24V or 48V	24V or 48V	48V	24V	24V
Amp Hour Capacity	606AH Max (48V) 1212AH Max (24V)	808AH Max (48V) 1616AH Max (24V)	432AH Max	2020AH Max	2020AH Max
Picture					

Part Number	110.7050.05	110.7050.06	110.7050.27	110.7051.01	110.7051.02	110.7051.05
Description	48 Volt NEBS Zone 2 Rack w/o Breakers	48 Volt NEBS Zone 2 Rack w/Breakers	48 Volt NEBS Zone 2 Rack w/Breakers	24 Volt NEBS Zone 2 Rack w/o Breakers	24 Volt NEBS Zone 4 Rack w/Breakers	48 Volt NEBS Zone 4 Rack w/o Breakers
Dimensions	25"W x 23"D x 82.1"H	25"W x 23"D x 82.1"H	25"W x 23"D x 82.1"H	26"W x 24"D x 81"H	26"W x 24"D x 81"H	26"W x 24"D x 81"H
Battery Tiers	5	5	5	5	5	5
Battery Units	20 max	24 max	20 max	20 max	20 max	20 max
Battery Type	TEL 12-160F, TEL 12-180F, TEL12-210F	TEL 12-160F, TEL 12-180F, TEL12-210F	TEL 12-160F or TEL 12-180F, TEL12-210 F/FG	TEL 12-160F, TEL 12-180F, TEL12-210F	TEL 12-160F, TEL 12-180F, TEL12-210F	TEL 12-160F, TEL 12-180F, TEL12-210F
System Voltage	24V	24V	24V	24V	24V	24V
Amp Hour Capacity	1010AH Max	1010AH Max	1010AH Max	2020AH Max	2020AH Max	1010AH Max
Picture						

Part Number	110.7051.06	110.7052.01	110.7052.05	110.7053.01 (top bus)	110.7053.05 (top bus)	110.7054.02 (Rt Bus) 110.7054.03 (Left Bus)
Description	48 Volt NEBS Zone 4 Rack w/Breakers	24 Volt NEBS Zone 4 Rack w/o Breakers	48 Volt NEBS Zone 4 Rack w/o Breakers	24 Volt NEBS Zone 4 Rack w/o Breakers	48 Volt NEBS Zone 4 Rack w/o Breakers	24 Volt NEBS Zone 4 Rack w/o Breakers Top Plate for mounting electronics
Dimensions	26"W x 24"D x 81"H	26"W x 24"D x 84"H	26"W x 24"D x 84"H	26"W x 25.3"D x 44"H	26"W x 25.3"D x 44"H	27"W x 25.3"D x 48"H
Battery Tiers	5	6	6	3	3	3
Battery Units	20 max	24 max	24 max	12 max	12 max	12 max
Battery Type	TEL 12-160F, TEL 12-180F, TEL12-210F	TEL 12-160F, TEL 12-180F, TEL12-210F	TEL 12-160F, TEL 12-180F, TEL12-210F	TEL 12-160F, TEL 12-180F, TEL12-210F	TEL 12-160F, TEL 12-180F, TEL12-210F	TEL 12-160F, TEL 12-180F, TEL12-210F
System Voltage	48V	24V	24V	24V	24V	24V
Amp Hour Capacity	1010AH Max	2424AH Max	1212AH Max	1212AH Max	606AH Max	1212AH Max
Picture						

Part Number	110.7054.06 (RT SIDE BUS) 110.7054.07 (LFT SIDE BUS)	110.7055.01	Optional side mounted breaker/disconnect	RD02319L-xxx xxx=Amps	RD02319-xxx xxx=Amps
Description	48 Volt NEBS Zone 4 Rack w/Term Bar Rack w/o Breakers Top Plate for mounting electronics	Low Profile 24 Volt NEBS Zone 4 Rack w/o Breakers	Mounting Location	Left Side mounted	Right Side mounted
Dimensions	27"W x 25.3"D x 48"H	26"W x 25.3"D x 71"H		Available in 15 to 100 AMPS Sizes	Available in 15 to 100 AMPS Sizes
Battery Tiers	3	5	Breaker Sizes		
Battery Units	12 max	20 max			
Battery Type	TEL 12-160F, TEL 12-180F, TEL 12-210F	TEL 12-160F, TEL 12-180F, TEL 12-210F			
System Voltage	24V	24V			
Amp Hour Capacity	606AH Max	2020AH Max			
Picture					

C&D TECHNOLOGIES, INC.

1400 Union Meeting Road
P.O. Box 3053 • Blue Bell, PA
19422-0858
(215) 619-2700 • Fax (215) 619-7899
• (800) 543-8630
customersvc@cdtechno.com
www.cdtechno.com

Any data, descriptions or specifications presented herein are subject to revision by C&D Technologies, Inc. without notice. While such information is believed to be accurate as indicated herein, C&D Technologies, Inc. makes no warranty and hereby disclaims all warranties, express or implied, with regard to the accuracy or completeness of such information. Further, because the product(s) featured herein may be used under conditions beyond its control, C&D Technologies, Inc. hereby disclaims all warranties, either express or implied, concerning the fitness or suitability of such product(s) for any particular use or in any specific application or arising from any course of dealing or usage of trade. The user is solely responsible for determining the suitability of the product(s) featured herein for user's intended purpose and in user's specific application.

Copyright 2012 C&D TECHNOLOGIES, INC.
Printed in U.S.A. 12-1064 0512/CD