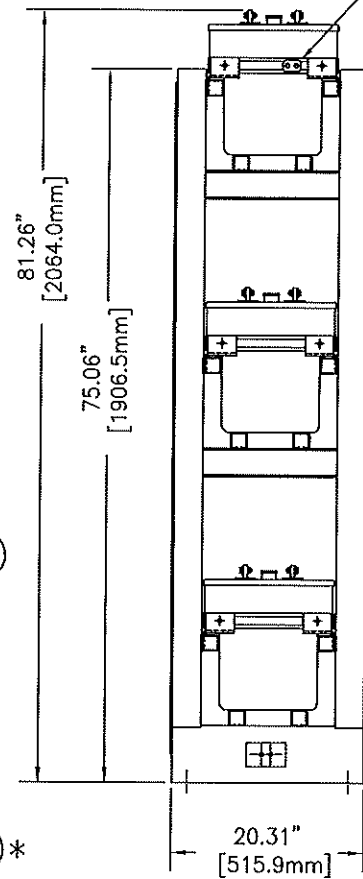
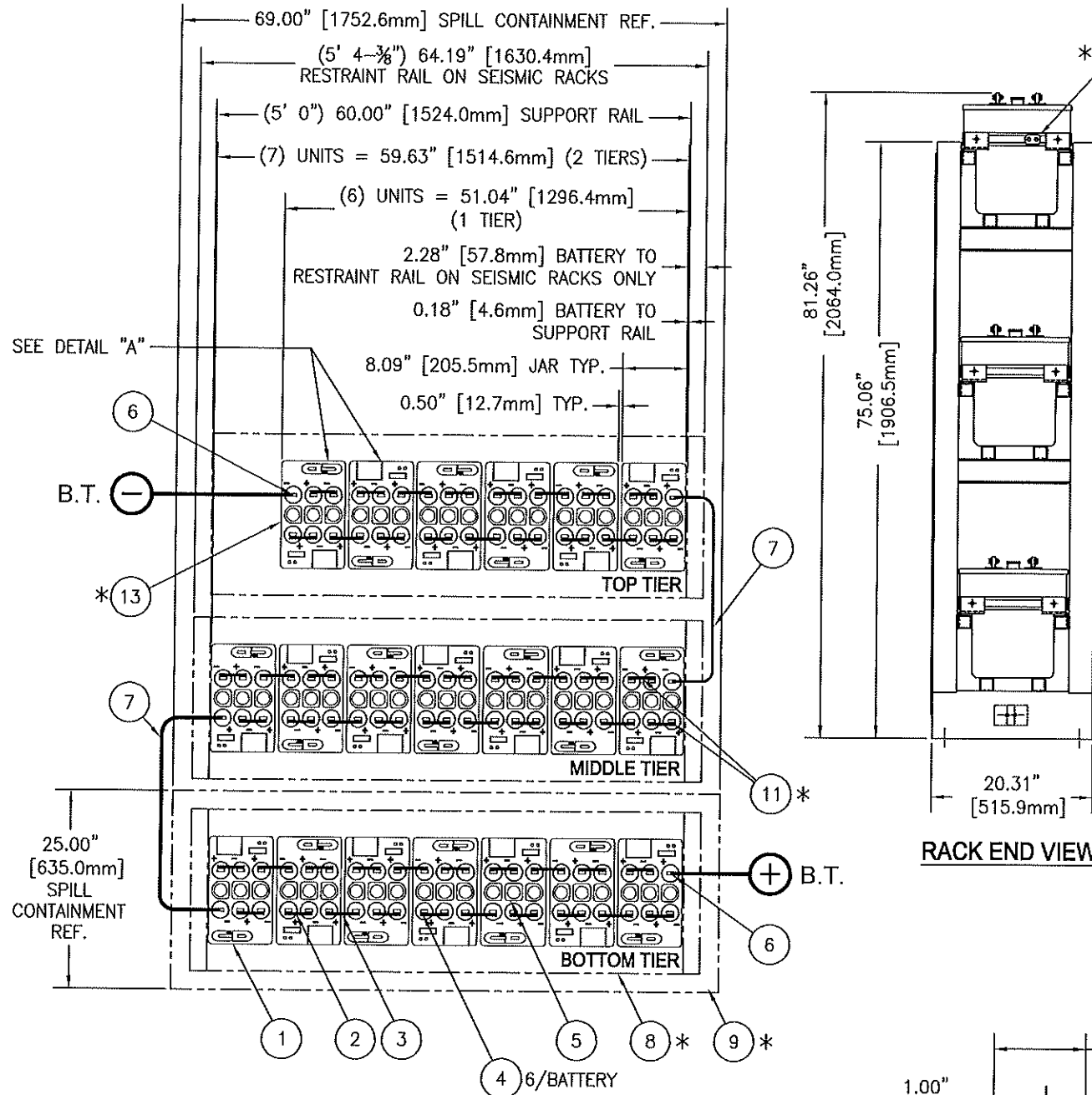


NOTICE: THIS DRAWING AND THE INFORMATION DISCLOSED ARE THE CONFIDENTIAL AND PROPRIETARY TO CAD TECHNOLOGIES, INC. AND MAY NOT BE DUPLICATED, REPRODUCED, USED OR DISCLOSED BY OR TO ANY PERSON OR PARTY OUTSIDE OF THE COMPANY IN ANY WAY WITHOUT THE WRITTEN PERMISSION OF A DULY AUTHORIZED EMPLOYEE OF THE COMPANY. Copyright © 2004

ECN15522

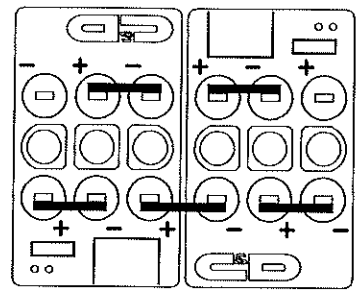
REVISION HISTORY

ZONE	REV	DESCRIPTION	ECN#	REV'D	CHK'D	DATE	APPROVED

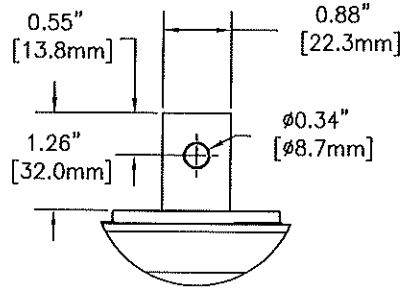


120/125 VDC BATTERY SYSTEM			
ITEM	QTY.	PART NO.	DESCRIPTION
1	20	CW18522-PVC(C)	3DJ-05HP/3DJC-05HP BATTERY UNIT (K12022)
	20	CW18523-PVC(C)	3DJ-07HP/3DJC-07HP BATTERY UNIT (K12022)
	20	CW18524-PVC(C)	3DJ-09HP/3DJC-09HP BATTERY UNIT (K12022)
	20	CW18525-PVC(C)	3DJ-11HP/3DJC-11HP BATTERY UNIT (K12022)
2	40	PK04629	INTER-CELL CONNECTOR (3.59 x 1.00 x 0.12)
3	17	PK04630	INTER-UNIT CONNECTOR (4.41 x 1.00 x 0.12)
4	120	PB00341	BOLT ASSEMBLY SS, EACH CONSISTING OF:
			(1) PB00340 5/16-18 x 1.00" BOLT
			(2) PH01340 FLAT WASHERS (1) PB00270 HEX NUT
5	60	PV00722	FLAME ARRESTOR ASSEMBLY DJ
6	2	PT00821	TERMINAL PLATE (K10913)
7	2	RA02182-40	CABLE ASSEMBLY 4/0 CABLE 40" LONG
ADDITIONAL ITEMS			
8	1	RDB0802-05P	RACK ASSEMBLY, 3-TIER NON-SEISMIC (M11419)
	1	RDB0802-05EP1P	RACK ASSEMBLY, 3-TIER EP1 (M11420)
	1	RDB0802-05EP2P	RACK ASSEMBLY, 3-TIER EP2 (M11421)
9	1	SP25069L	SPILL CONTAINMENT WITH LINER
10A	17	RE02458	JAR SPACER, FOR SEISMIC RACKS
10B	17	RE04260	JAR SPACER, FOR SEISMIC RACKS, FLAME RETARDANT
11	6	RD00907-05	CONNECTOR COVER
12	2	RE04462-250	CABLE CLAMP ASSEMBLY, FOR (1) 3/0-250MCM CABLE
13	1	RE03526-250	CABLE CLAMP ASSEMBLY, FOR (4) 3/0-250MCM CABLE
14	1	PL00511	HYDROMETER HOLDER
15	1	PL00667	HYDROMETER
16	1	PL00645	THERMOMETER 'F, 6"

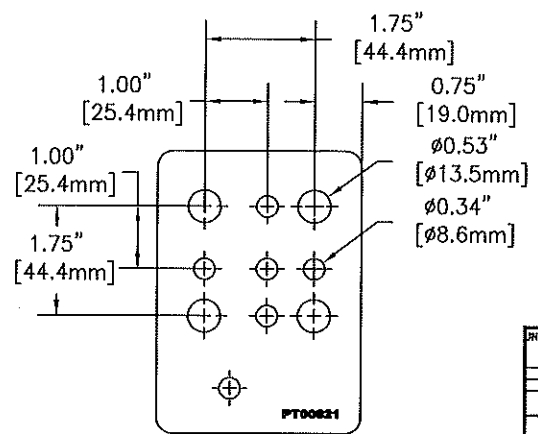
\* ADDITIONAL ITEMS MUST BE ORDERED SEPARATELY.



DETAIL "A"  
FOR CORRECT POLARITY, EVERY OTHER JAR IS ROTATED 180°



POST DETAIL  
(POST IS 0.38" [9.7mm] THICK)



TERMINAL PLATE DETAIL  
PT00821

NOTES:

1. ALL DIMENSIONS ARE REFERENCE.
2. ITEMS 2 THRU 7 SUPPLIED IN ACCESSORY KIT, RE05648.
3. ADDITIONAL ITEMS IN BILL OF MATERIALS MUST BE ORDERED AS SEPARATE LINE ITEMS.
4. C&D SEISMIC RACKS REQUIRE JAR SPACERS.
5. BRACES AND HARDWARE CAN ADD UP TO 1.5" TO RACK WIDTH DIMENSION.
6. REGARDING SPILL CONTAINMENT, PART NUMBER REFLECTS OUTSIDE DIMENSIONS OF SPILL CONTAINMENT'S BARRIERS, INSIDE DIMENSIONS ARE -2".

UNLESS OTHERWISE SPECIFIED DIMENSIONS ARE IN INCHES. ± TOLERANCES ON: DECIMALS X .XX .XXX	DRAWN C.ELLIS	DATE 11/26/18
THIRD ANGLE PROJECTION MATERIAL	CHECKED C.PEZZA	3/28/19
PER:	APPROVED <i>[Signature]</i>	7/20/19
SPEC:	FILE: RE05648-3T	

ALL SHEETS ARE THE SAME REVISION STATUS			
<b>CAD TECHNOLOGIES, INC.</b>			
1400 UNION MEETING ROAD, BLUE BELL, PA 19422-0858 www.cadtechno.com			
TITLE BATTERY ARRANGEMENT - 120/125 VDC 3-TIER RACK, (20) 3DJ-HP/3DJC-HP UNITS			
SIZE C	CAGE CODE	DRAWING NUMBER RE05648-3T	REVISION 0
SCALE N.T.S.		SHEET 1 OF 1	