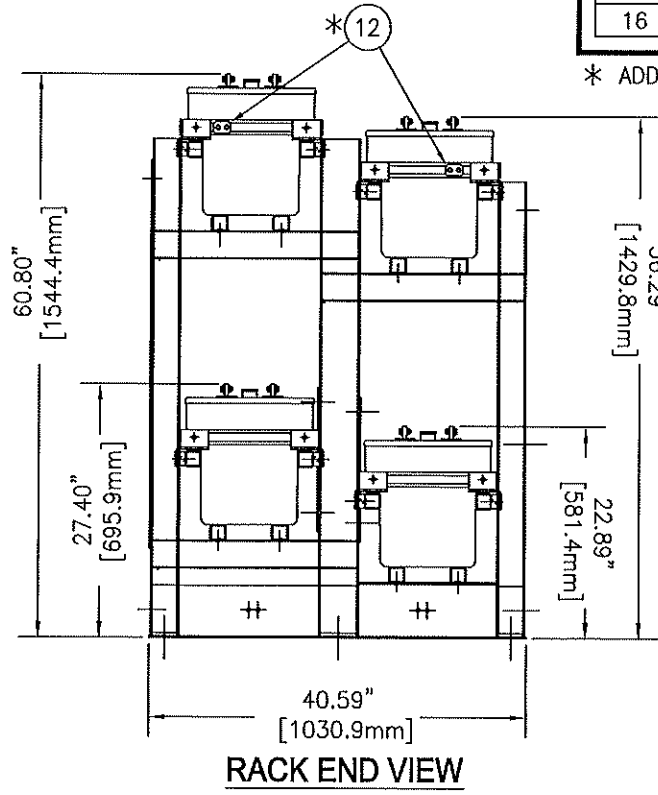
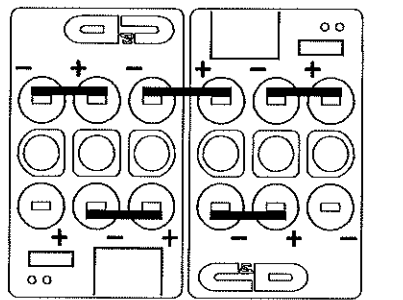
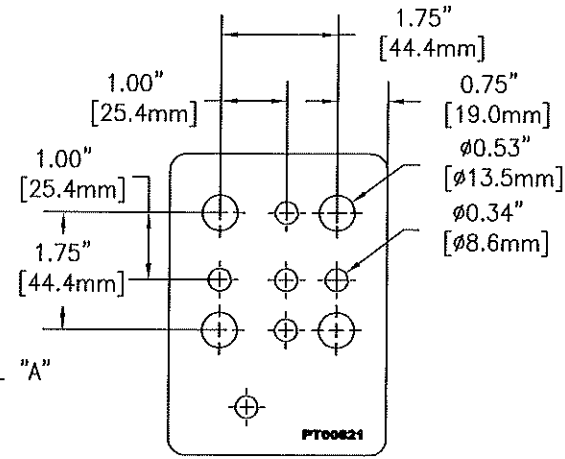
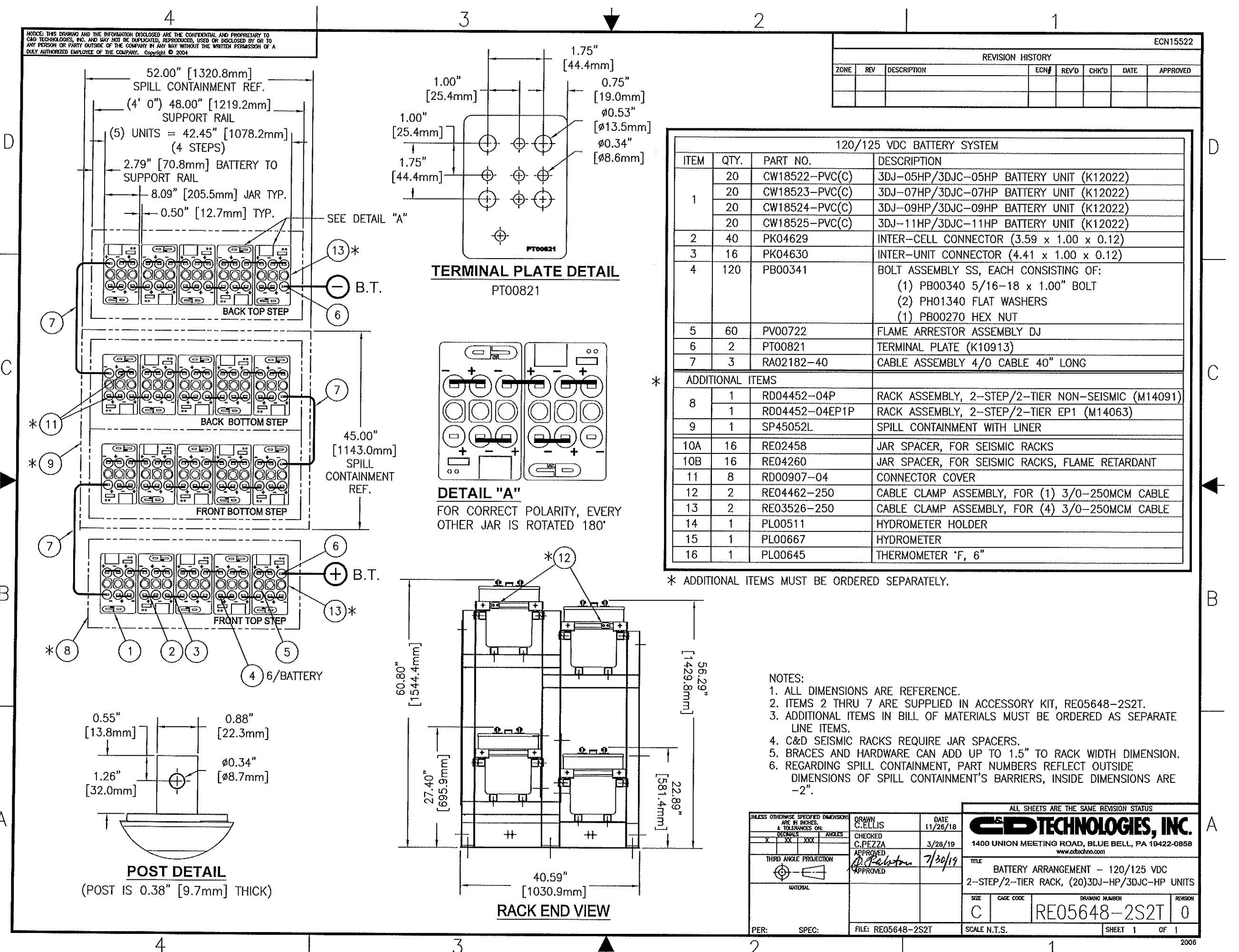


NOTICE: THIS DRAWING AND THE INFORMATION DISCLOSED ARE THE CONFIDENTIAL AND PROPRIETARY TO C&D TECHNOLOGIES, INC. AND MAY NOT BE DUPLICATED, REPRODUCED, USED OR DISCLOSED BY OR TO ANY PERSON OR PARTY OUTSIDE OF THE COMPANY IN ANY WAY WITHOUT THE WRITTEN PERMISSION OF A DULY AUTHORIZED EMPLOYEE OF THE COMPANY. Copyright © 2004.

ECN15522

REVISION HISTORY

ZONE	REV	DESCRIPTION	ECN#	REV'D	CHK'D	DATE	APPROVED



120/125 VDC BATTERY SYSTEM

ITEM	QTY.	PART NO.	DESCRIPTION
1	20	CW18522-PVC(C)	3DJ-05HP/3DJC-05HP BATTERY UNIT (K12022)
	20	CW18523-PVC(C)	3DJ-07HP/3DJC-07HP BATTERY UNIT (K12022)
	20	CW18524-PVC(C)	3DJ-09HP/3DJC-09HP BATTERY UNIT (K12022)
	20	CW18525-PVC(C)	3DJ-11HP/3DJC-11HP BATTERY UNIT (K12022)
2	40	PK04629	INTER-CELL CONNECTOR (3.59 x 1.00 x 0.12)
3	16	PK04630	INTER-UNIT CONNECTOR (4.41 x 1.00 x 0.12)
4	120	PB00341	BOLT ASSEMBLY SS, EACH CONSISTING OF: (1) PB00340 5/16-18 x 1.00" BOLT (2) PH01340 FLAT WASHERS (1) PB00270 HEX NUT
5	60	PV00722	FLAME ARRESTOR ASSEMBLY DJ
6	2	PT00821	TERMINAL PLATE (K10913)
7	3	RA02182-40	CABLE ASSEMBLY 4/0 CABLE 40" LONG
* ADDITIONAL ITEMS			
8	1	RD04452-04P	RACK ASSEMBLY, 2-STEP/2-TIER NON-SEISMIC (M14091)
	1	RD04452-04EP1P	RACK ASSEMBLY, 2-STEP/2-TIER EP1 (M14063)
9	1	SP45052L	SPILL CONTAINMENT WITH LINER
10A	16	RE02458	JAR SPACER, FOR SEISMIC RACKS
10B	16	RE04260	JAR SPACER, FOR SEISMIC RACKS, FLAME RETARDANT
11	8	RD00907-04	CONNECTOR COVER
12	2	RE04462-250	CABLE CLAMP ASSEMBLY, FOR (1) 3/0-250MCM CABLE
13	2	RE03526-250	CABLE CLAMP ASSEMBLY, FOR (4) 3/0-250MCM CABLE
14	1	PL00511	HYDROMETER HOLDER
15	1	PL00667	HYDROMETER
16	1	PL00645	THERMOMETER "F, 6"

* ADDITIONAL ITEMS MUST BE ORDERED SEPARATELY.

- NOTES:
- ALL DIMENSIONS ARE REFERENCE.
 - ITEMS 2 THRU 7 ARE SUPPLIED IN ACCESSORY KIT, RE05648-2S2T.
 - ADDITIONAL ITEMS IN BILL OF MATERIALS MUST BE ORDERED AS SEPARATE LINE ITEMS.
 - C&D SEISMIC RACKS REQUIRE JAR SPACERS.
 - BRACES AND HARDWARE CAN ADD UP TO 1.5" TO RACK WIDTH DIMENSION.
 - REGARDING SPILL CONTAINMENT, PART NUMBERS REFLECT OUTSIDE DIMENSIONS OF SPILL CONTAINMENT'S BARRIERS, INSIDE DIMENSIONS ARE -2".

UNLESS OTHERWISE SPECIFIED DIMENSIONS ARE IN INCHES & TOLERANCES ON DECIMALS		DRAWN C.ELLIS	DATE 11/26/18	ALL SHEETS ARE THE SAME REVISION STATUS		
X	XX	XXX	ANGLES	C&D TECHNOLOGIES, INC. 1400 UNION MEETING ROAD, BLUE BELL, PA 19422-0858 www.cdtechno.com		
THIRD ANGLE PROJECTION			CHECKED C.PEZZA			DATE 3/28/19
MATERIAL			APPROVED <i>C. Pezza</i>			DATE 7/30/19
PER:	SPEC:	FILE: RE05648-2S2T	SCALE N.T.S.	TITLE BATTERY ARRANGEMENT - 120/125 VDC 2-STEP/2-TIER RACK, (20)3DJ-HP/3DJC-HP UNITS	REVISION 0	
				SIZE C	CAGE CODE RE05648-2S2T	
				DRAWING NUMBER RE05648-2S2T	SHEET 1 OF 1	