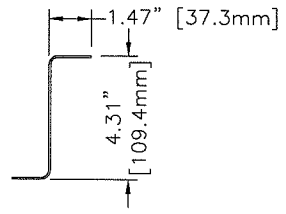
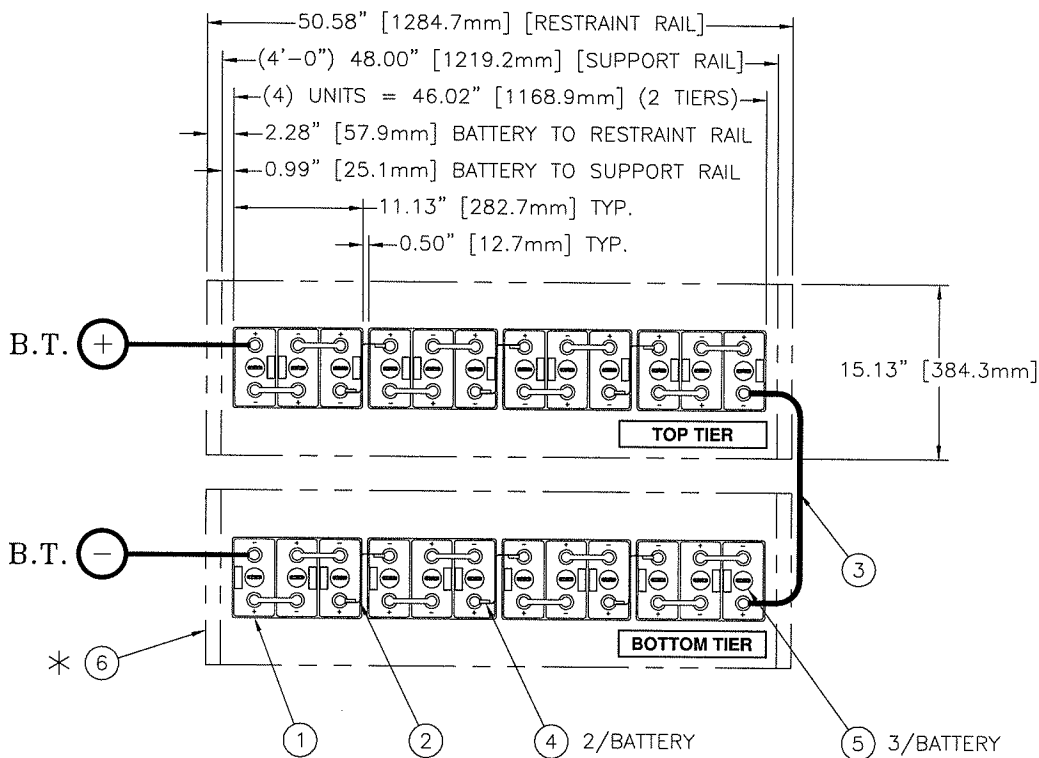
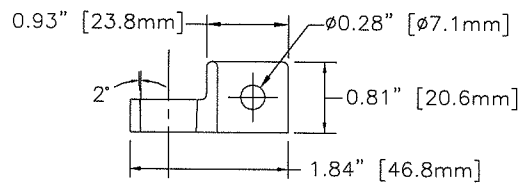


NOTICE: THIS PRINT AND THE INFORMATION SHOWN THEREON IS THE PROPERTY OF C&D TECHNOLOGIES, INC. AND IS BEING FURNISHED AS A CONFIDENTIAL DISCLOSURE. IT MAY NOT BE DELIVERED TO OTHERS NOR REPRODUCED FOR THE GENERAL CIRCULATION WITHOUT THE WRITTEN APPROVAL OF C&D TECHNOLOGIES, INC.

REVISION HISTORY						
ZONE	REV	DESCRIPTION	ECN#	REV'D	CHK'D	DATE



INTER-UNIT CONNECTOR  
PK02335



POST TERMINAL DETAIL  
(0.25\"/>

- NOTES :
1. ALL DIMENSIONS ARE REFERENCE.
  2. ITEMS 2, 3, 4 & 5 ARE SUPPLIED IN ACCESSORY KIT, RE02519.
  3. RACK AND SPILL CONTAINMENT ARE ADDITIONAL. THEY MUST BE ORDERED AS SEPARATE ITEMS.
  4. C&D SEISMIC RACKS REQUIRE BATTERY SPACERS, PART NO. RE01640, QUANTITY 6.
  5. REGARDING SPILL CONTAINMENT, PART NUMBER REFLECTS OUTSIDE DIMENSIONS OF SPILL CONTAINMENT BARRIERS, INSIDE DIMENSIONS ARE -2\"/>

48 VDC BATTERY SYSTEM			
ITEM	QTY.	PART NO.	DESCRIPTION
1	8	CW08001	3DCU-11 BATTERY UNIT (J10801)
2	6	PK02335	INTER-UNIT CONNECTOR
3	1	RA02178-32	INTER-TIER CONNECTION #1 CABLE 32\"/>
4	16	PB00253	BOLT ASS'Y, LEAD/BRASS (1) PB00252 CAST TERMINAL NUT 1/4X20 (1) PB00250 CAST SMALL POWER BOLT
5	24	PV00483	FLAME ARRESTOR ASSY "D"
ADDITIONAL ITEMS			
6A	1	RDB0701-04P	RACK ASSEMBLY, 2-TIER (M11463)
6B	1	RDB0701-04EP1P	RACK ASSEMBLY, 2-TIER EP1 (M11464)
6C	1	RDB0701-04EP2P	RACK ASSEMBLY, 2-TIER EP2 (M11465)
7	1	SP20056L	SPILL CONTAINMENT

\* ADDITIONAL ITEMS MUST BE ORDERED SEPARATELY

UNLESS OTHERWISE SPECIFIED DIMENSIONS ARE IN INCHES. * TOLERANCES ON:	DRAWN: G.R. KUKEL	DATE: 4/12/07
DECIMALS: .015	CHECKED: [Signature]	APPROVED: [Signature]
THIRD ANGLE PROJECTION	APPROVED: [Signature]	DATE: 1/27/09
MATERIAL:		

ALL SHEETS ARE THE SAME REVISION STATUS			
<b>C&amp;D TECHNOLOGIES, INC.</b>			
1400 UNION MEETING ROAD, BLUE BELL, PA 19422-0858 www.cdtechno.com			
TITLE: BATTERY ARRANGEMENT - 48 VDC 2-TIER RACK, (8) 3DCU-11 UNITS			
SIZE: C	CAGE CODE:	DRAWING NUMBER: RE02519-2T	REVISION: 0
FILE: RE02519B-2T		SCALE: N.T.S.	SHEET 2 OF 2