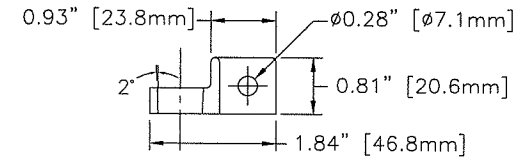
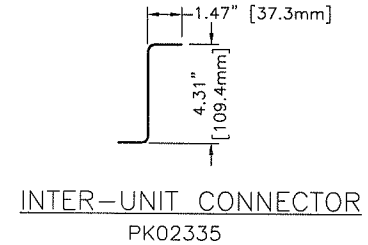
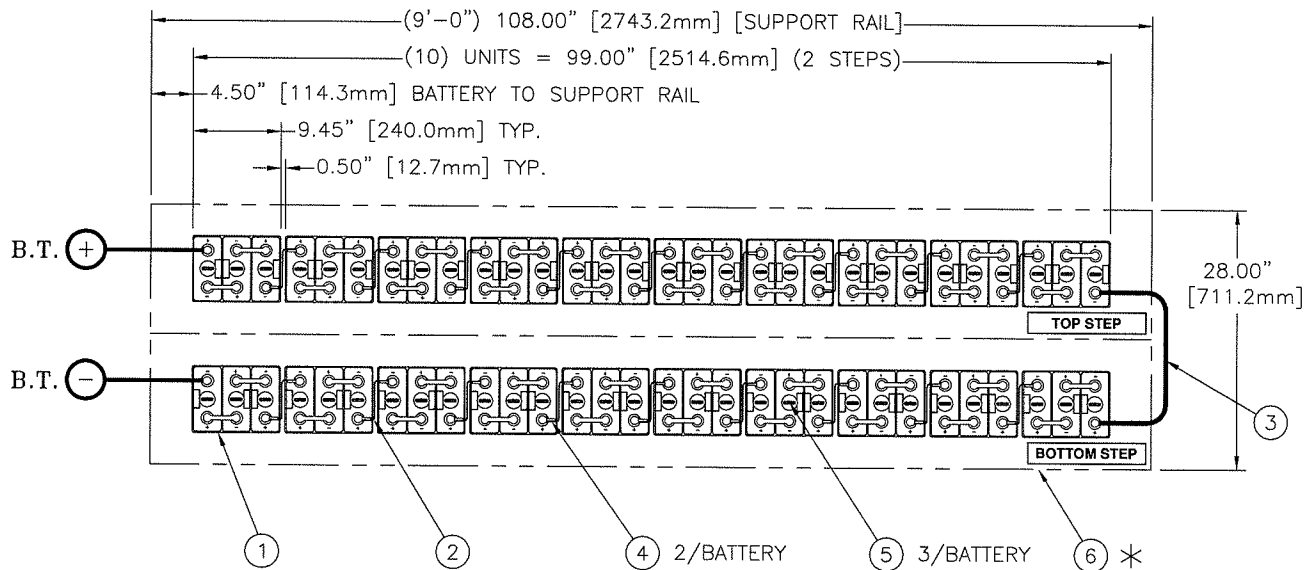


NOTICE: THIS PRINT AND THE INFORMATION SHOWN THEREON IS THE PROPERTY OF C&D TECHNOLOGIES, INC. AND IS BEING FURNISHED AS A CONFIDENTIAL DISCLOSURE. IT MAY NOT BE DELIVERED TO OTHERS NOR REPRODUCED FOR THE GENERAL CIRCULATION WITHOUT THE WRITTEN APPROVAL OF C&D TECHNOLOGIES, INC.

REVISION HISTORY							
ZONE	REV	DESCRIPTION	ECN#	REV'D	CHK'D	DATE	APPROVED



120 VDC BATTERY SYSTEM			
ITEM	QTY.	PART NO.	DESCRIPTION
1A	20	CW06321	3DCU-7 BATTERY UNIT (J08982)
1B	20	CW06488	3DCU-9 BATTERY UNIT (J08982)
2	18	PK02335	INTER-UNIT CONNECTOR LPC 1.47X4.31X1.47X1X.06
3	1	RA02178-32	INTER-STEP CONNECTION #1 CABLE W/PG-342 (2)
4	40	PB00253	BOLT ASS'Y, LEAD/BRASS (1) PB00252 CAST TERMINAL NUT 1/4X20 (1) PB00250 CAST SMALL POWER BOLT
5	60	PV00483	FLAME ARRESTOR ASSY "D"
* ADDITIONAL ITEMS			
6A	1	RDB0703-09P	RACK ASSEMBLY, 2-STEP (M11469)
6B	1	RDB0703-09EP1P	RACK ASSEMBLY, 2-STEP EP1 (M11470)
6C	1	RDB0703-09EP2P	RACK ASSEMBLY, 2-STEP EP2 (M11471)
7	1	SP32112L	SPILL CONTAINMENT

NOTES :

1. ALL DIMENSIONS ARE REFERENCE.
2. ITEMS 2, 3, 4 & 5 ARE SUPPLIED IN ACCESSORY KIT, RE02538
3. RACK AND SPILL CONTAINMENT ARE ADDITIONAL. THEY MUST BE ORDERED AS SEPARATE ITEMS.
4. C&D SEISMIC RACKS REQUIRE BATTERY SPACERS, PART NO. RE01640, QUANTITY 18.
5. REGARDING SPILL CONTAINMENT, PART NUMBER REFLECTS OUTSIDE DIMENSIONS OF SPILL CONTAINMENT BARRIERS, INSIDE DIMENSIONS ARE -2".

* ADDITIONAL ITEMS MUST BE ORDERED SEPARATELY

UNLESS OTHERWISE SPECIFIED DIMENSIONS ARE IN INCHES. * TOLERANCES ON:				DRAWN G.R. KUKEL DATE 4/11/07		ALL SHEETS ARE THE SAME REVISION STATUS	
DECIMALS	ANGLES	CHECKED J. [Signature]	DATE 12/10/09	 1400 UNION MEETING ROAD, BLUE BELL, PA 19422-0858 www.cdtechno.com		TITLE BATTERY ARRANGEMENT - 120 VDC 2-STEP RACK, (20) 3DCU-7 & 9 UNITS	
X .XX .XXX	XXX	APPROVED [Signature]	DATE 1/27/09			SIZE C CAGE CODE DRAWING NUMBER RE02538-2S REVISION 0	
THIRD ANGLE PROJECTION				APPROVED [Signature]		FILE: RE02538A-2S SCALE N.T.S. SHEET 1 OF 2	