



Similar to the illustration,
AquaGen® optional

grid | power v M

Series OSP.HC/OSP.HB

Vented lead-acid battery

grid | power v M Series OSP.HC

Typical applications:

- Power Supply Systems
- Uninterruptible power supply (UPS)
- Traffic Systems
 - Signalling
 - Lighting
- Substations
- Switchgear

Your benefits:

- Very good high-current capability - low investment costs due to innovative electrode structure
- Very high expected service life - due to optimized low-antimony selenium alloy
- Higher short-circuit safety even during the installation - based on HOPPECKE system connectors
- Extremely extended water refill intervals up to maintenance-free - optional use of AquaGen® recombination system minimizes emission of gas and aerosols¹


grid | power v M Series OSP.HB

Typical applications:

- Power Supply Systems
- Uninterruptible Power Supply (UPS)
- Traffic systems
 - Signalling
 - Lighting
- IT/Telecom
- Emergency lighting installations
- Substations
- Switchgear

Your benefits:

- Very good high-current capability - due to innovative electrode structure
- Very high expected service life - due to optimized low-antimony selenium alloy
- HOPPECKE SST terminal design - compatible plastic moulded terminals for testing according to the IEEE 450
- External insulated inter-cell connector - individual testing of the single cell voltages in the block
- Extremely extended water refill intervals up to maintenance-free - optional use of AquaGen® recombination system minimizes emission of gas and aerosols¹



¹ Similar to sealed lead-acid batteries

Capacities dimensions and weights

Series OSP,HC	Type	C ₈ /1.75 V @ 25 °C / 77 °F Ah	C ₁₀ /1.80 V @ 20 °C / 68 °F Ah	Weight		Weight electrolyte (1.24 kg/l)		max.* Length L		max.* Width W		max.* Height H		Fig.
				approx. kg	approx. lbs	kg	lbs	mm	inch	mm	inch	mm	inch	
grid power VM 2-125	3 OSP,HC 105	123	125	15.3	33.7	5.1	11.2	105	4.13	208	8.19	420	16.54	A
grid power VM 2-170	4 OSP,HC 140	164	167	16.7	36.8	4.9	10.8	105	4.13	208	8.19	420	16.54	A
grid power VM 2-210	5 OSP,HC 175	205	209	18.2	40.1	4.7	10.4	105	4.13	208	8.19	420	16.54	A
grid power VM 2-250	6 OSP,HC 210	246	250	21.7	47.8	5.9	13.0	126	4.96	208	8.19	420	16.54	A
grid power VM 2-290	7 OSP,HC 245	287	292	23.1	50.9	5.8	12.8	126	4.96	208	8.19	420	16.54	A
grid power VM 2-330	8 OSP,HC 280	328	334	26.5	58.4	7.0	15.4	147	5.79	208	8.19	420	16.54	A
grid power VM 2-370	9 OSP,HC 315	369	361	33.2	73.2	11.3	24.9	189	7.44	208	8.19	420	16.54	A
grid power VM 2-410	10 OSP,HC 350	410	401	33.8	74.5	10.0	22.0	189	7.44	208	8.19	420	16.54	A
grid power VM 2-440	11 OSP,HC 385	451	441	35.4	78.0	9.2	20.3	189	7.44	208	8.19	420	16.54	A
grid power VM 2-360	4 OSP,HC 340	373	359	40.0	88.2	15.0	33.1	147	5.79	208	8.19	710	27.95	A
grid power VM 2-450	5 OSP,HC 425	466	448	43.4	95.7	14.5	32.0	147	5.79	208	8.19	710	27.95	A
grid power VM 2-540	6 OSP,HC 510	560	538	46.7	103.0	14.1	31.1	147	5.79	208	8.19	710	27.95	A
grid power VM 2-630	7 OSP,HC 595	653	628	50.4	111.1	13.6	30.0	147	5.79	208	8.19	710	27.95	A
grid power VM 2-720	8 OSP,HC 680	746	718	53.3	117.5	13.1	28.9	147	5.79	208	8.19	710	27.95	A
grid power VM 2-810	9 OSP,HC 765	839	807	66.3	146.2	18.0	39.7	215	8.46	193	7.60	710	27.95	B
grid power VM 2-900	10 OSP,HC 850	933	897	69.9	154.1	17.4	38.4	215	8.46	193	7.60	710	27.95	B
grid power VM 2-990	11 OSP,HC 935	1026	987	72.9	160.7	17.0	37.5	215	8.46	193	7.60	710	27.95	B
grid power VM 2-1080	12 OSP,HC 1020	1119	1080	83.7	184.5	22.1	48.7	215	8.46	235	9.25	710	27.95	B
grid power VM 2-1170	13 OSP,HC 1105	1212	1170	87.3	192.5	21.6	47.6	215	8.46	235	9.25	710	27.95	B
grid power VM 2-1260	14 OSP,HC 1190	1306	1260	90.3	199.1	21.3	47.0	215	8.46	235	9.25	710	27.95	B
grid power VM 2-1350	15 OSP,HC 1275	1399	1350	101.0	222.7	26.2	57.8	215	8.46	277	10.91	710	27.95	B
grid power VM 2-1440	16 OSP,HC 1360	1492	1440	104.2	229.7	25.8	56.9	215	8.46	277	10.91	710	27.95	B
grid power VM 2-1530	17 OSP,HC 1445	1585	1520	107.4	236.8	25.5	56.2	215	8.46	277	10.91	710	27.95	B
grid power VM 2-1590	15 OSP,HC 1575	1678	1590	122.3	269.6	31.7	69.9	215	8.46	277	10.91	855	33.66	B
grid power VM 2-1700	16 OSP,HC 1680	1790	1690	126.2	278.2	31.1	68.6	215	8.46	277	10.91	855	33.66	B
grid power VM 2-1810	17 OSP,HC 1785	1902	1800	129.9	286.4	30.7	67.7	215	8.46	277	10.91	855	33.66	B
grid power VM 2-1920	18 OSP,HC 1890	2013	1900	160.6	354.1	49.2	108.5	215	8.46	400	15.75	815	32.09	C
grid power VM 2-2140	20 OSP,HC 2100	2237	2120	168.7	371.9	47.3	104.3	215	8.46	400	15.75	815	32.09	C
grid power VM 2-2560	24 OSP,HC 2520	2684	2540	209.9	462.7	61.8	136.2	215	8.46	490	19.29	815	32.09	D
grid power VM 2-2780	26 OSP,HC 2730	2908	2750	218.2	481.0	60.9	134.3	215	8.46	490	19.29	815	32.09	D
grid power VM 2-3000	28 OSP,HC 2940	3132	2960	225.6	497.4	59.8	131.8	215	8.46	490	19.29	815	32.09	D
grid power VM 2-3220	30 OSP,HC 3150	3356	3170	250.9	553.1	71.6	157.9	215	8.46	580	22.83	815	32.09	D
grid power VM 2-3440	32 OSP,HC 3360	3579	3390	259.6	572.3	70.3	155.0	215	8.46	580	22.83	815	32.09	D
grid power VM 2-3660	34 OSP,HC 3570	3803	3600	267.5	589.7	69.0	152.1	215	8.46	580	22.83	815	32.09	D
grid power VM 2-3880	36 OSP,HC 3780	4027	3810	274.9	606.1	68.3	150.6	215	8.46	580	22.83	815	32.09	D

C₁₀ and C₈ = Capacity at 10 h and 8 h discharge

* according to DIN 40736-1 data to be understood as maximum values

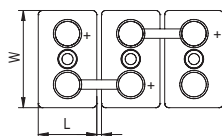
Series OSP,HB	Type	C ₈ /1.75 V @ 25 °C / 77 °F Ah	C ₁₀ /1.80 V @ 20 °C / 68 °F Ah	Weight		Weight electrolyte (1.24 kg/l)		max.* Length L		max.* Width W		max.* Height H		Fig.
				approx. kg	approx. lbs	kg	lbs	mm	inch	mm	inch	mm	inch	
grid power VM 6-50	OSP,HB 6V 50	80	80	24.3	53.6	7.0	15.4	148	5.83	205	8.07	352	13.86	A
grid power VM 6-100	OSP,HB 6V 100	121	120	27.4	60.4	5.0	11.0	148	5.83	205	8.07	352	13.86	A
grid power VM 6-150	OSP,HB 6V 150	161	160	39.5	87.1	8.5	18.7	274	10.79	205	8.07	352	13.86	B
grid power VM 6-200	OSP,HB 6V 200	232	230	47.5	104.7	6.5	14.3	274	10.79	205	8.07	352	13.86	B

C₁₀ and C₈ = Capacity at 10 h and 8 h discharge



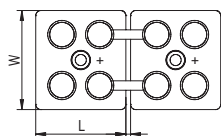
Capacities dimensions and weights

Fig. A Series OSP.HC



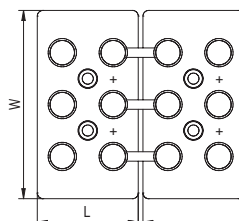
grid | power VM 2-125 -
grid | power VM 2-720

Fig. B Series OSP.HC



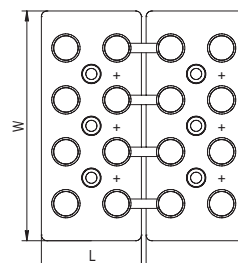
grid | power VM 2-810 -
grid | power VM 2-1810

Fig. C Series OSP.HC

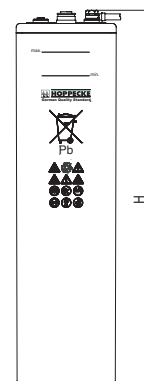


grid | power VM 2-1920 -
grid | power VM 2-2140

Fig. D Series OSP.HC



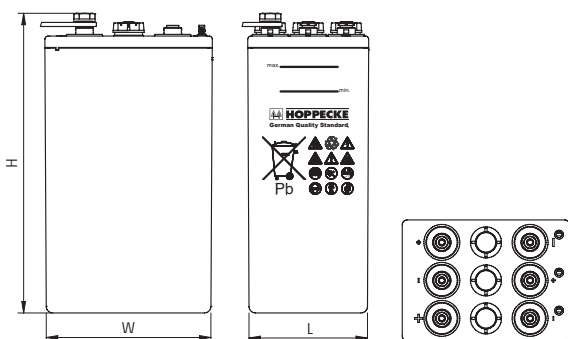
grid | power VM 2-2560 -
grid | power VM 2-3880



Design life: up to 20 years

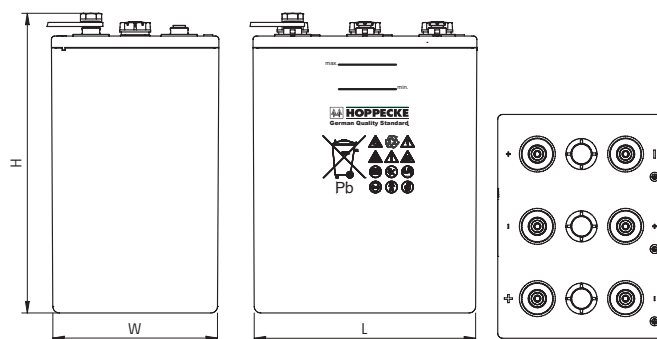
**Optimal environmental compatibility –
closed loop for recovery of materials in an accredited recycling system**

Fig. A Series OSP.HB



grid | power VM 6-50 -
grid | power VM 6-100

Fig. B Series OSP.HB



grid | power VM 6-150 -
grid | power VM 6-200

Design life: up to 20 years

Optimal environmental compatibility – closed loop for recovery of materials in an accredited recycling system



POWER FROM INNOVATION

Head Office

HOPPECKE Batterien GmbH & Co. KG

P.O. Box 1140 · D-59914 Brilon · Germany

Bontkirchener Str. 1 · D - 59929 Brilon

Tel.: +49 (0) 2963 61-374 · Fax: +49 (0) 2963 61-270

E-Mail: info@hoppecke.com · www.hoppecke.com

Subsidiary

HOPPECKE Batteries Inc.

2 Berry Dr

Hainesport, NJ 08036 · USA

Tel.: +1 856-616-0032 · Fax: +1 856-616-0132

E-Mail: contact@hoppecke-us.com · www.hoppecke-us.com



www.hoppecke-us.com