

NOTICE: THIS DRAWING AND THE INFORMATION DISCLOSED ON IT ARE CONFIDENTIAL AND PROPRIETARY TO CAD TECHNOLOGIES, INC. AND MAY NOT BE DUPLICATED, REPRODUCED, USED OR DISCLOSED BY OR TO ANY PERSON OR PARTY OUTSIDE OF THE COMPANY IN ANY WAY WITHOUT THE WRITTEN PERMISSION OF A DULY AUTHORIZED EMPLOYEE OF THE COMPANY. Copyright © 2004

ECN#12115

REVISION HISTORY							
ZONE	REV	DESCRIPTION	ECN#	REV'D	CHK'D	DATE	APPROVED

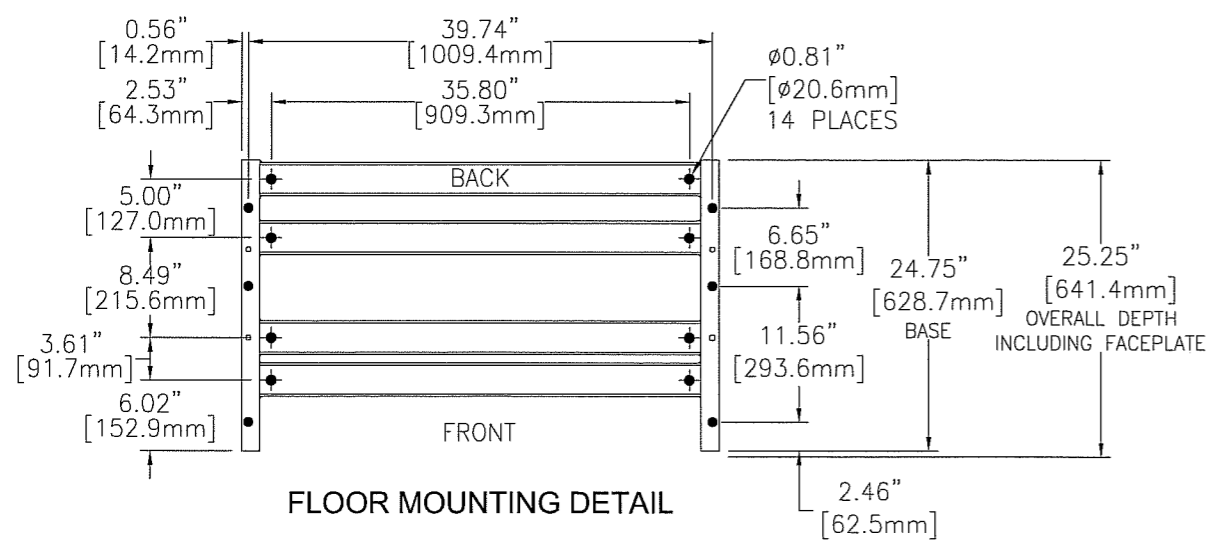
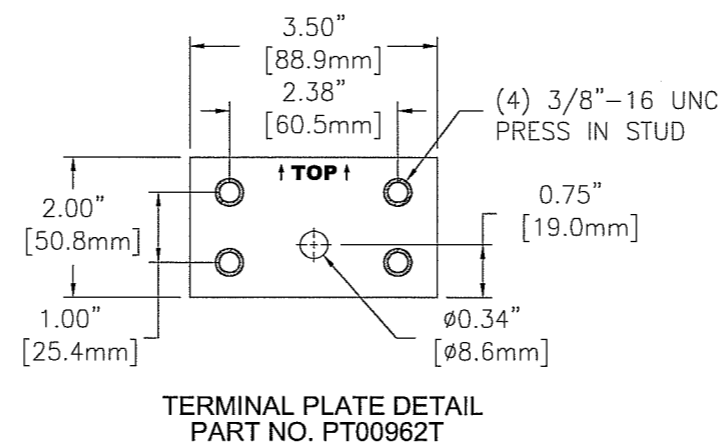
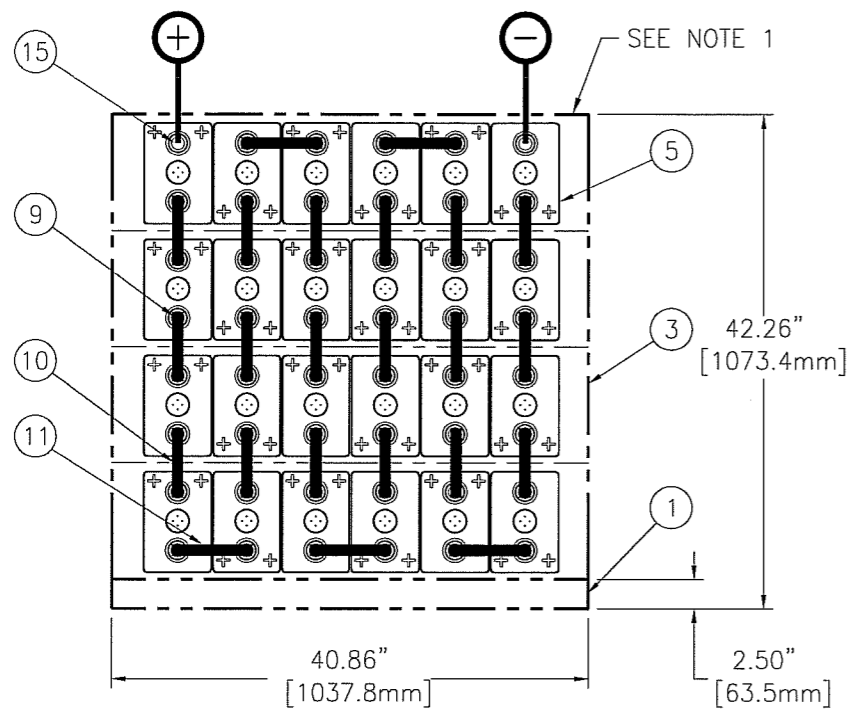
48 VOLT SYSTEM (24) AT-17P CELLS

APPROX. SYSTEM WEIGHT: 3555 LBS [1612.5 kg]
FLOOR CONTACT AREA: 329.8 SQ. IN. [212,774 mm²]



SYSTEM NO. E1764024CE02

20	1	RE04454	ACCESSORY KIT (J29536)
19			
18			
17			
16			
15	2	PT00962T	TERMINAL PLATE (M15923)
14			
13			
12			
11	5	PK04202T	CONNECTOR 1.00 x 7.09 x 0.12
10	18	PK04225T	CONNECTOR 1.00 x 5.94 x 0.12
9	2	HDWR-R11	HARDWARE KIT, CONNECTOR
9.1	48	PB00327	BOLT, HEX 5/16-18 x 1.25 S.S.
9.2	48	PH01700	WASHER, FLAT S.S.
8	4	PH04006-40	FACEPLATE (K11056)
7	5	HDWR-R13	HARDWARE KIT, FACEPLATE (J29535)
5	24	CW18149	CELL (N03375)
3	4	RD04496-40D	MODULE ASSEMBLY KIT (M14111)
1	1	RD04429-40A	BASE ASSEMBLY KIT (M14047)
ITEM	QTY	PART NO.	DESCRIPTION



- NOTES:
- LOCATE POLARITY OF BATTERIES FOR PROPER ORIENTATION DURING INSTALLATION.
 - FLOOR MOUNTING (ANCHOR) BOLTS ARE NOT FURNISHED. ALL (14) ANCHORS MUST BE USED TO ACHIEVE FULL NEBS RATING.
 - INSTALLATION ANCHOR BOLT SIZE AND TYPE ARE TO BE DETERMINED BY USER IN ACCORDANCE WITH BUILDING CODES APPLICABLE TO THE ARRANGEMENT DESCRIBED ON THIS DRAWING.
 - REFERENCE INSTALLATION MANUAL RS01991 FOR: CONNECTOR TORQUE VALUES, MODULE TO MODULE CONNECTIONS & FACEPLATE MOUNTING DETAILS.
 - CONNECTORS ARE SIZED TO LESS THAN 30mV DROP AT 327.2 AMPS. (2 HOUR RATE TO 1.75 FINAL VPC).

UNLESS OTHERWISE SPECIFIED DIMENSIONS ARE IN INCHES. TOLERANCES ON DIMENSIONS: .12" (XXX) ANGLES: CHAMFERED

THIRD ANGLE PROJECTION

SEE BOM ABOVE

PER: SPEC: FILE: E1764024CE02

DRAWN: G. KUKEL DATE: 6/5/08

APPROVED: [Signature] 6/13/08

APPROVED: [Signature] 6/13/08

ALL SHEETS ARE THE SAME REVISION STATUS

CAD TECHNOLOGIES, INC.
1400 UNION MEETING, BLUE BELL, PA 19422-0588
www.cadtechno.com

TITLE: CONNECTION DIAGRAM
48V 6X4 AT-17P NEBS

SIZE: D CASE CODE: E1764024CE02 REVISION: 0

SCALE: NTS SHEET 1 OF 1