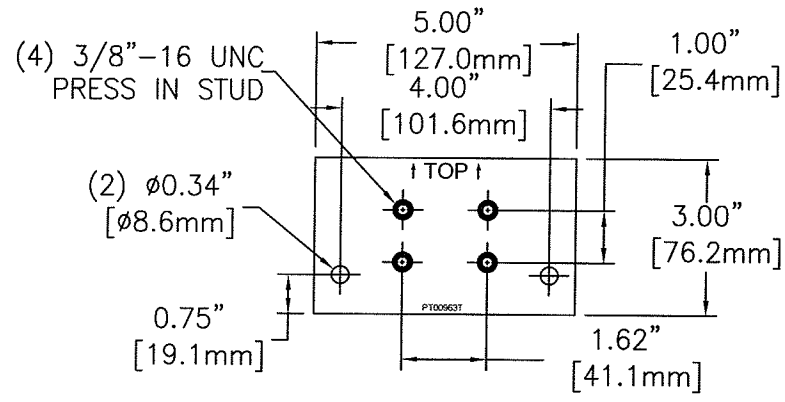
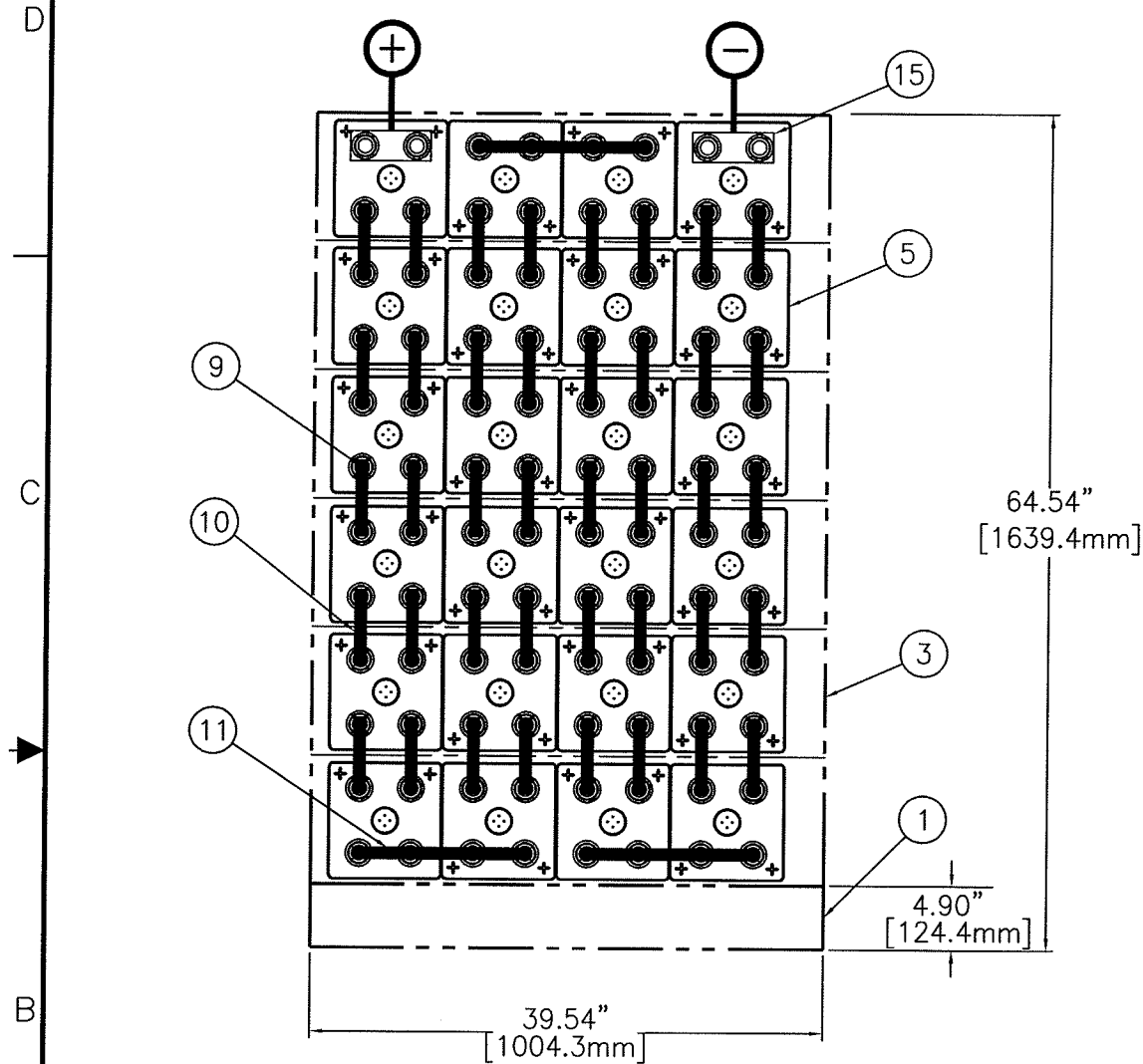


NOTICE: THIS DRAWING AND THE INFORMATION CONTAINED ON IT ARE CONFIDENTIAL AND PROPRIETARY TO CAD TECHNOLOGIES, INC. AND MAY NOT BE REPRODUCED, REPRODUCED, USED OR DISCLOSED BY OR TO ANY PERSON OR PARTY OUTSIDE OF THE COMPANY IN ANY MANNER WITHOUT THE WRITTEN PERMISSION OF A QUALIFIED EMPLOYEE OF THE COMPANY. Copyright © 2004

ECN#12038

REVISION HISTORY						
ZONE	REV	DESCRIPTION	ECN#	REV'D	CHK'D	DATE
	1	UPDATED BOM, ADDED WEIGHT AND FLOOR CONTACT AREA	12323	YH	CHM	12/11/08



TERMINAL PLATE DETAIL
PART NO. PT00963T

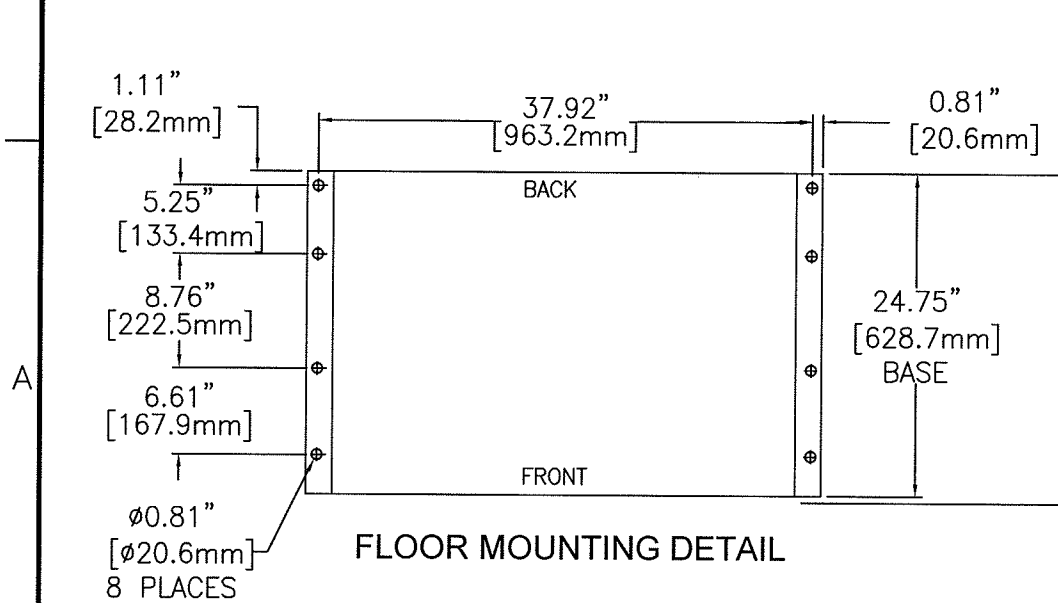
**48 VOLT SYSTEM
(24) AT-25P CELLS**

APPROX. SYSTEM WEIGHT: 5,205 LBS. [2,360.9 kg]
FLOOR CONTACT AREA: 74.25 SQ. IN. [47,903 mm²]



SYSTEM NO. E2546024CE01

20	1	RE04454	ACCESSORY KIT (J29537)
19			
18			
17			
16			
15	2	PT00963T	TERMINAL PLATE (M15923)
14			
13			
12			
11	3	PK04278T	CONNECTOR 1.00 x 13.92 x 0.19
10	40	PK04225T	CONNECTOR 1.00 x 5.94 x 0.12
9	4	HDWR-R11	HARDWARE KIT, CONNECTOR
9.1	96	PB00327	BOLT, HEX 5/16-18 x 1.25 S.S
9.2	96	PH01700	WASHER, FLAT S.S.
8	6	PH04006-39	FACEPLATE (K11056)
7	7	HDWR-R13	HARDWARE KIT, FACEPLATE (J29535)
5	24	CW18151	CELL (N03375)
3	6	RD04496-39F	MODULE ASSEMBLY KIT (M14111)
1	1	RD04407-39A	BASE ASSEMBLY KIT (M14028)
ITEM	QTY	PART NO.	DESCRIPTION



FLOOR MOUNTING DETAIL

25.25"
[641.4mm]
OVERALL DEPTH
INCLUDING
FACEPLATE

- NOTES:
1. LOCATE POLARITY OF BATTERIES FOR PROPER ORIENTATION DURING INSTALLATION.
 2. FLOOR MOUNTING (ANCHOR) BOLTS ARE NOT FURNISHED.
 3. INSTALLATION ANCHOR BOLT SIZE AND TYPE ARE TO BE DETERMINED BY USER IN ACCORDANCE WITH BUILDING CODES APPLICABLE TO THE ARRANGEMENT DESCRIBED ON THIS DRAWING.
 4. REFERENCE INSTALLATION MANUAL RS02044 FOR: CONNECTOR TORQUE VALUES, MODULE TO MODULE CONNECTIONS & FACEPLATE MOUNTING DETAILS.
 5. CONNECTORS ARE SIZED TO LESS THAN 30mV DROP AT 490.8 AMPS (2 HOUR RATE TO 1.75 VDC).

UNLESS OTHERWISE SPECIFIED DIMENSIONS ARE IN INCHES. TOLERANCES ON DIMENSIONS ARE:		DRAWN A. STOLTZEUS	DATE 3/13/08	<p>1400 UNION MEETING, BLUE BELL, PA 19422-0588 www.cadtechinc.com</p>
X .005		CHECKED C.H. HOUSTON	3/28/08	
.12°		APPROVED P. RALSTON	3/28/08	
THIRD ANGLE PROJECTION				
SEE BOM ABOVE		FILE: E2546024CE01		<p>TITLE CONNECTION DIAGRAM 48V 4X6 AT-25P</p> <p>SIZE D</p> <p>SCALE NTS</p>
PER:		SPEC:		<p>DRAWING NUMBER E2546024CE01</p> <p>SHEET 1 OF 1</p>