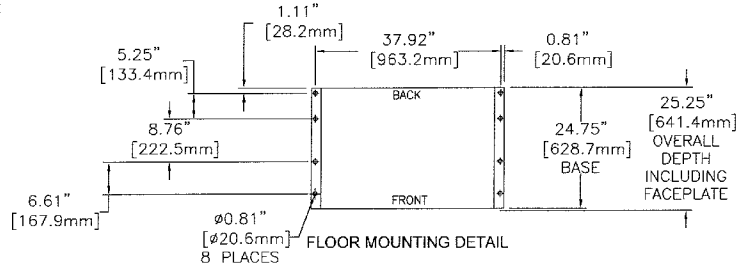
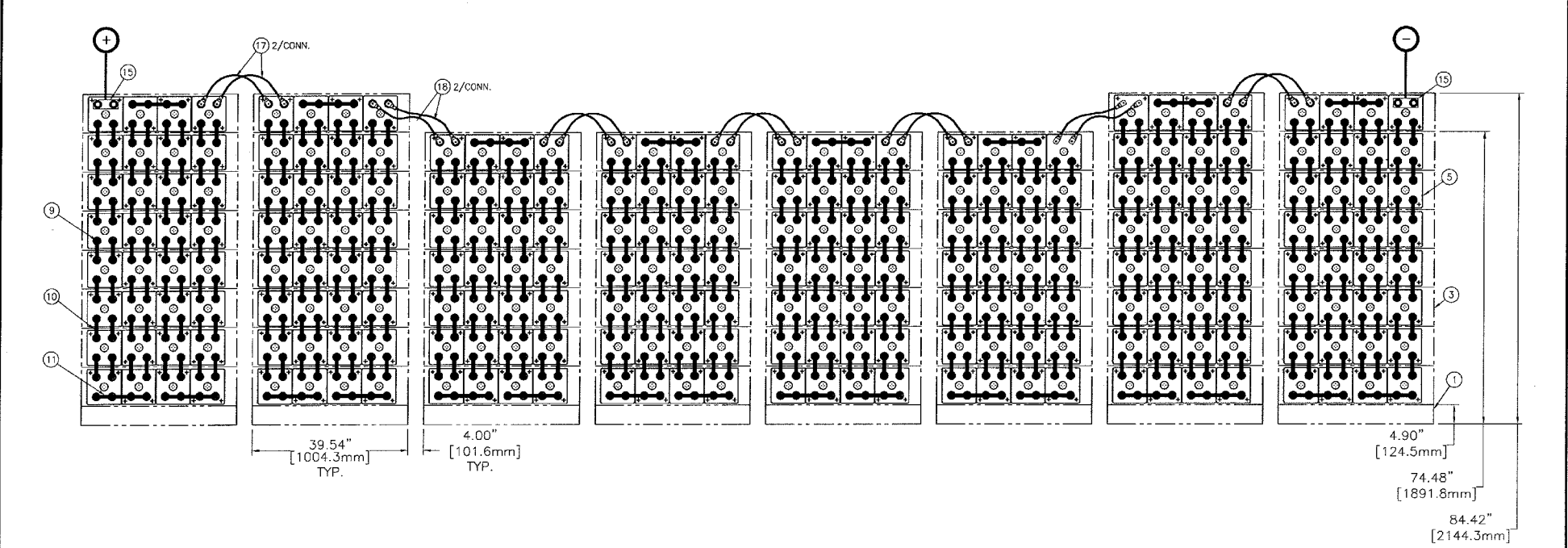


8 7 6 5 4 3 2 1

NOTES: THIS DRAWING AND THE INFORMATION CONTAINED ON IT ARE CONFIDENTIAL AND PROPRIETARY TO DELTA TECHNOLOGIES, INC. ANY REPRODUCTION, DISSEMINATION, OR USE OF THIS DRAWING OR THE INFORMATION CONTAINED THEREON WITHOUT THE EXPRESS PERMISSION OF A WRITTEN AUTHORIZED OFFICER OF THE COMPANY IS PROHIBITED.

REVISION HISTORY						
NO.	REV.	DESCRIPTION	BY	CHKD.	DATE	APPROVED



- NOTES:
1. LOCATE POLARITY OF BATTERIES FOR PROPER ORIENTATION DURING INSTALLATION.
  2. FLOOR MOUNTING (ANCHOR) BOLTS ARE NOT FURNISHED.
  3. INSTALLATION ANCHOR BOLT SIZE AND TYPE ARE TO BE DETERMINED BY USER IN ACCORDANCE WITH BUILDING CODES APPLICABLE TO THE ARRANGEMENT DESCRIBED ON THIS DRAWING.
  4. REFERENCE INSTALLATION MANUAL RS02044 FOR: CONNECTOR TORQUE VALUES, MODULE TO MODULE CONNECTIONS & FACEPLATE MOUNTING DETAILS.
  5. CONNECTORS AND CABLES ARE SIZED TO THE 15 MIN. RATE TO 1.67 FINAL VPC AT 1533.5 AMPS. CONNECTORS RESULT IN <30mV DROP AND CABLES RESULT IN <100mV DROP.

<table border="1"> <tr> <td>DESIGNED BY</td> <td>DATE</td> </tr> <tr> <td>DRAWN BY</td> <td>10/13/08</td> </tr> <tr> <td>CHECKED BY</td> <td></td> </tr> <tr> <td>APPROVED BY</td> <td></td> </tr> </table>	DESIGNED BY	DATE	DRAWN BY	10/13/08	CHECKED BY		APPROVED BY		<table border="1"> <tr> <td> </td> <td> <b>DELTA TECHNOLOGIES, INC.</b>                  1400 UNION MEETINGS, BLUE BELL, PA 19422-0508                  WWW.DELTATECH.COM             </td> </tr> <tr> <td colspan="2">                 TITLE: CONNECTION DIAGRAM                  480V 4X8 AT-25P             </td> </tr> <tr> <td>                 SIZE: D                  CASE CODE: E2548240CE01                  SCALE: NTS             </td> <td>                 SHEET: 1 OF 2                  12/2008             </td> </tr> </table>		<b>DELTA TECHNOLOGIES, INC.</b> 1400 UNION MEETINGS, BLUE BELL, PA 19422-0508 WWW.DELTATECH.COM	TITLE: CONNECTION DIAGRAM 480V 4X8 AT-25P		SIZE: D CASE CODE: E2548240CE01 SCALE: NTS	SHEET: 1 OF 2 12/2008
DESIGNED BY	DATE														
DRAWN BY	10/13/08														
CHECKED BY															
APPROVED BY															
	<b>DELTA TECHNOLOGIES, INC.</b> 1400 UNION MEETINGS, BLUE BELL, PA 19422-0508 WWW.DELTATECH.COM														
TITLE: CONNECTION DIAGRAM 480V 4X8 AT-25P															
SIZE: D CASE CODE: E2548240CE01 SCALE: NTS	SHEET: 1 OF 2 12/2008														

8 7 6 5 4 3 2 1

NOTE: THE DRAWING AND THE INFORMATION CONTAINED ON IT ARE CONFIDENTIAL AND PROPRIETARY TO  
 C&D TECHNOLOGIES, INC. AND MAY NOT BE REPRODUCED, TRANSMITTED, STORED OR RECOVERED BY OR TO ANY  
 OTHER PARTY WITHOUT THE WRITTEN PERMISSION OF A QUALIFIED REPRESENTATIVE OF THE COMPANY. COPYRIGHT © 2004

ECN#12257

REVISION HISTORY						
ZONE	REV	DESCRIPTION	ENG	REV'D	CHK'D	DATE

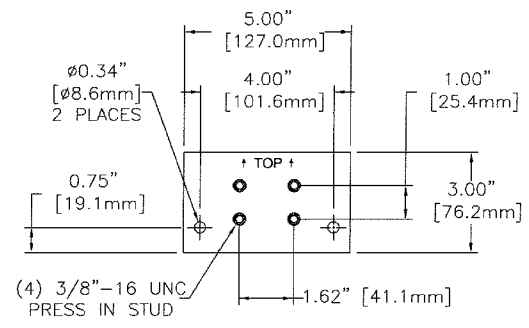
## 480 VOLT SYSTEM (240) AT-25P CELLS

APPROX. SYSTEM WEIGHT: 51,880 LBS. [23532.4 kg]  
 FLOOR CONTACT AREA: 594 SQ. IN. [383225 mm<sup>2</sup>]



SYSTEM NO. E2548240CE01

20	1	RE04455-240	ACCESSORY KIT (J29537)
19			
18	8	RA02250-30	4/O CABLE 30" LONG
17	20	RA02250-21	4/O CABLE 21" LONG
16			
15	2	PT00963T	TERMINAL PLATE (M15923)
14			
13			
12			
11	24	PK04288T	CONNECTOR 2.00 x 13.92 x 0.25
10	416	PK04097T	CONNECTOR 1.50 x 5.96 x 0.12
9	39	HWDR-R11	HARDWARE KIT, CONNECTOR
9.1	960	PB00327	BOLT, HEX 5/16-18 x 1.25 S.S.
9.2	960	PH01700	WASHER, FLAT S.S.
8	60	PH04006-39	FACEPLATE (K11056)
7	68	HWDR-R13	HARDWARE KIT, FACEPLATE (J29535)
5	240	CW18151	CELL (N03375)
3	60	RD04496P-39F	MODULE ASSEMBLY KIT (M14111)
1	8	RD04407-39A	BASE ASSEMBLY KIT (M14028)
ITEM	QTY	PART NO.	DESCRIPTION



TERMINAL PLATE DETAIL  
PART NO. PT00963T

NO. SHEETS ARE THE SAME REVISION STATUS

**C&D TECHNOLOGIES, INC.**  
 1400 UNION MERITING, BLUE BELL, PA 19422-0088  
 WWW.C&DTECH.COM

CONNECTION DIAGRAM  
 480V 4XB AT-25P

DATE: 10/19/08  
 DRAWN BY: [Signature]  
 CHECKED BY: [Signature]  
 APPROVED BY: [Signature]

REV: D  
 FILE: E2548240CE01  
 SCALE: NTS  
 SHEET: 2 OF 2