

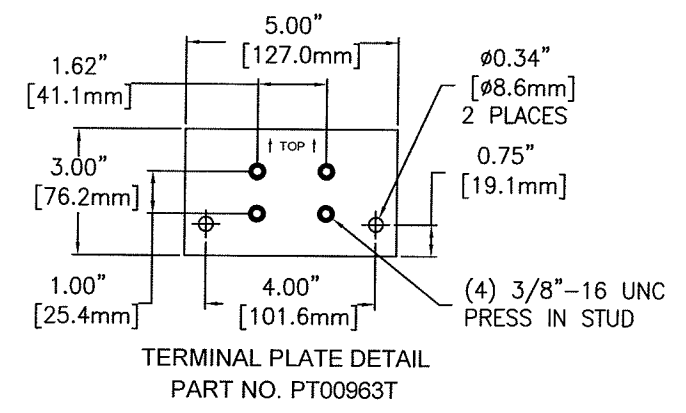
NOTICE: THIS DRAWING AND THE INFORMATION DISCLOSED ON IT ARE CONFIDENTIAL AND PROPRIETARY TO CAD TECHNOLOGIES, INC. AND MAY NOT BE DUPLICATED, REPRODUCED, USED OR DISCLOSED BY OR TO ANY PERSON OR PARTY OUTSIDE OF THE COMPANY IN ANY WAY WITHOUT THE WRITTEN PERMISSION OF A DULY AUTHORIZED EMPLOYEE OF THE COMPANY. Copyright © 2004

ECN#12344

REVISION HISTORY							
ZONE	REV	DESCRIPTION	ECN#	REV'D	CHK'D	DATE	APPROVED

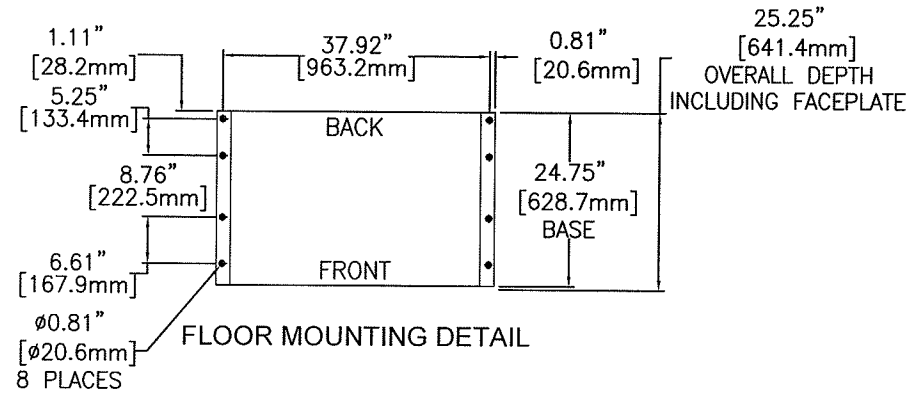
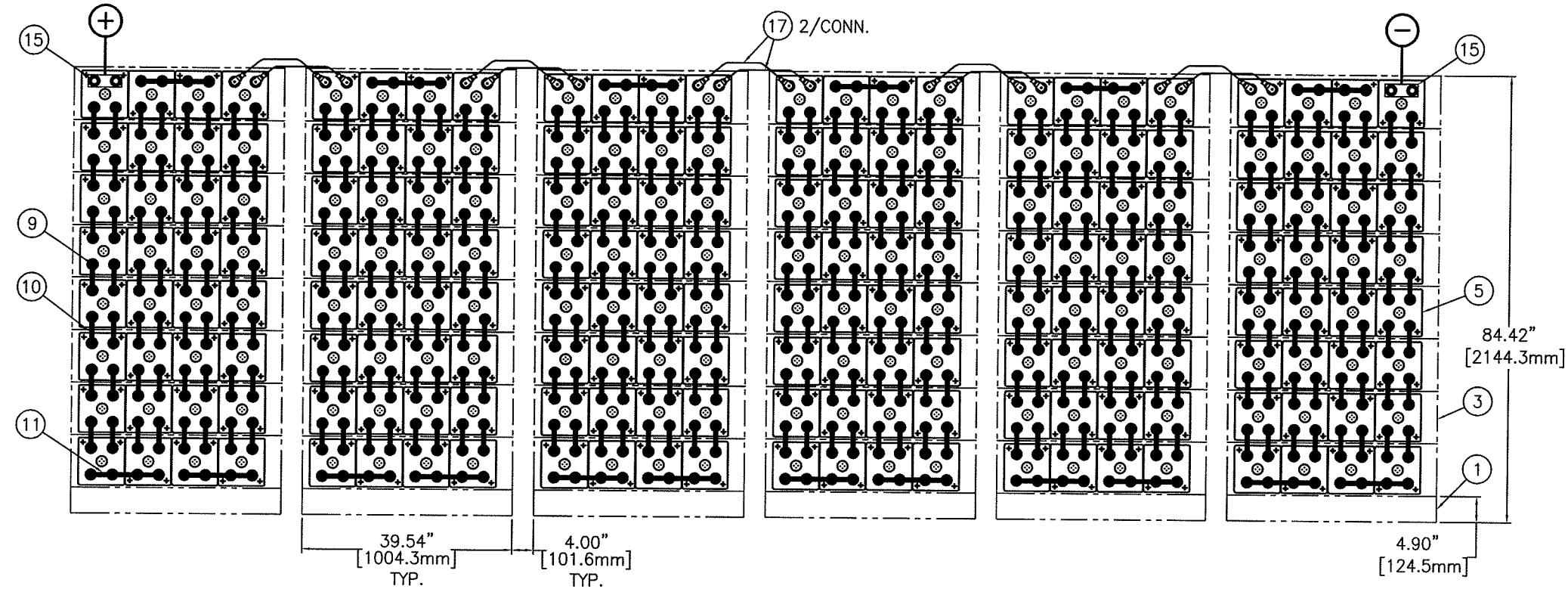
384 VOLT SYSTEM (192) AT-25P CELLS

APPROX. SYSTEM WEIGHT: 41,475 LBS [18812.7 kg]
FLOOR CONTACT AREA: 445.5 SQ. IN. [287,419 mm²]



SYSTEM NO. E2548192CE01

20	1	RE04455-240	ACCESSORY KIT (J29537)
19			
18			
17	20	RA02250-21	4/0 CABLE 21" LONG
16			
15	2	PT00963T	TERMINAL PLATE (M15923)
14			
13			
12			
11	18	PK04288T	CONNECTOR 2.00 x 13.92 x 0.25
10	336	PK04097T	CONNECTOR 1.50 x 5.96 x 0.12
9	31	HDWR-R11	HARDWARE KIT, CONNECTOR
9.1	768	PB00327	BOLT, HEX 5/16-18 x 1.25 S.S
9.2	768	PH01700	WASHER, FLAT S.S.
8	48	PH04006-39	FACEPLATE (K11056)
7	54	HDWR-R13	HARDWARE KIT, FACEPLATE (J29535)
5	192	CW18151	CELL (N03375)
3	48	RD04496P-39F	MODULE ASSEMBLY KIT (M14111)
1	6	RD04407-39A	BASE ASSEMBLY KIT (M14028)
ITEM	QTY	PART NO.	DESCRIPTION



- NOTES:
- LOCATE POLARITY OF BATTERIES FOR PROPER ORIENTATION DURING INSTALLATION.
 - FLOOR MOUNTING (ANCHOR) BOLTS ARE NOT FURNISHED.
 - INSTALLATION ANCHOR BOLT SIZE AND TYPE ARE TO BE DETERMINED BY USER IN ACCORDANCE WITH BUILDING CODES APPLICABLE TO THE ARRANGEMENT DESCRIBED ON THIS DRAWING.
 - REFERENCE INSTALLATION MANUAL RS02044 FOR: CONNECTOR TORQUE VALUES, MODULE TO MODULE CONNECTIONS & FACEPLATE MOUNTING DETAILS.
 - CONNECTORS AND CABLES ARE SIZED TO THE 15 MIN. RATE TO 1.67 FINAL VPC AT 1533.5 AMPS. CONNECTORS RESULT IN <30mV DROP AND CABLES RESULT IN <100mV DROP.

UNLESS OTHERWISE SPECIFIED DIMENSIONS ARE IN INCHES. TOLERANCES ARE:	DRAWN C.H. HOUSTON	DATE 12/29/08	<p>1400 UNION MEETING, BLUE BELL, PA 19422-0588 www.cadtechinc.com</p>
DETAILS X .XX .XXX	CHECKED [Signature]	DATE 1/13/09	
THIRD ANGLE PROJECTION	APPROVED [Signature]		TITLE CONNECTION DIAGRAM 384V 4X8 AT-25P
SEE BOM ABOVE			SIZE CASE CODE D E2548192CE01
PER: SPEC:	FILE: E2548192CE01	SCALE NTS	DRAWING NUMBER E2548192CE01
			REVISION 0