

NOTICE: THE DRAWING AND THE INFORMATION CONTAINED HEREIN IS THE PROPERTY AND PROPRIETARY TO CMC TECHNOLOGIES, INC. ANY REUSE OR REPRODUCTION OF THIS DRAWING WITHOUT THE WRITTEN PERMISSION OF CMC TECHNOLOGIES, INC. IS STRICTLY PROHIBITED. THIS DRAWING IS THE PROPERTY OF CMC TECHNOLOGIES, INC. AND NOT BE LOANED, REPRODUCED, COPIED OR OTHERWISE USED BY ANY OTHER PARTY WITHOUT THE WRITTEN PERMISSION OF A QUALIFIED REPRESENTATIVE OF CMC TECHNOLOGIES, INC.

ECH#12058

| REVISION HISTORY |     |                         |       |      |         |          |  |  |  |
|------------------|-----|-------------------------|-------|------|---------|----------|--|--|--|
| ZONE             | REV | DESCRIPTION             | BY    | CHKD | DATE    | APPROVED |  |  |  |
| 1                | 1   | ISSUED FOR CONSTRUCTION | 1225E | YH   | 4/24/08 |          |  |  |  |

### 120/125 VOLT SYSTEM (60) AT-25P CELLS

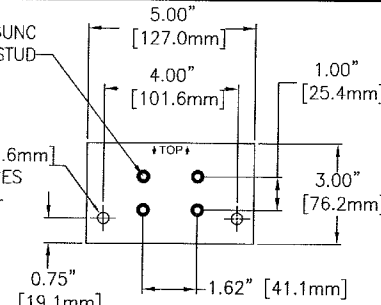
APPROX. SYSTEM WEIGHT: 12,970 LBS. [5883.1 kg.]  
FLOOR CONTACT AREA: 148.50 SQ. IN. [95,806 mm<sup>2</sup>]



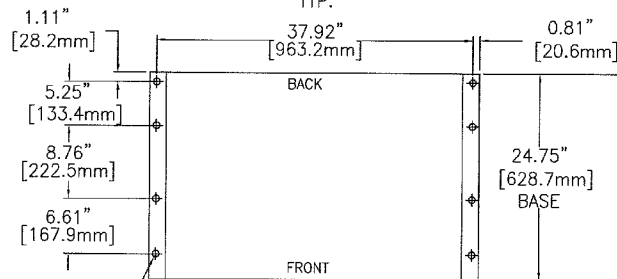
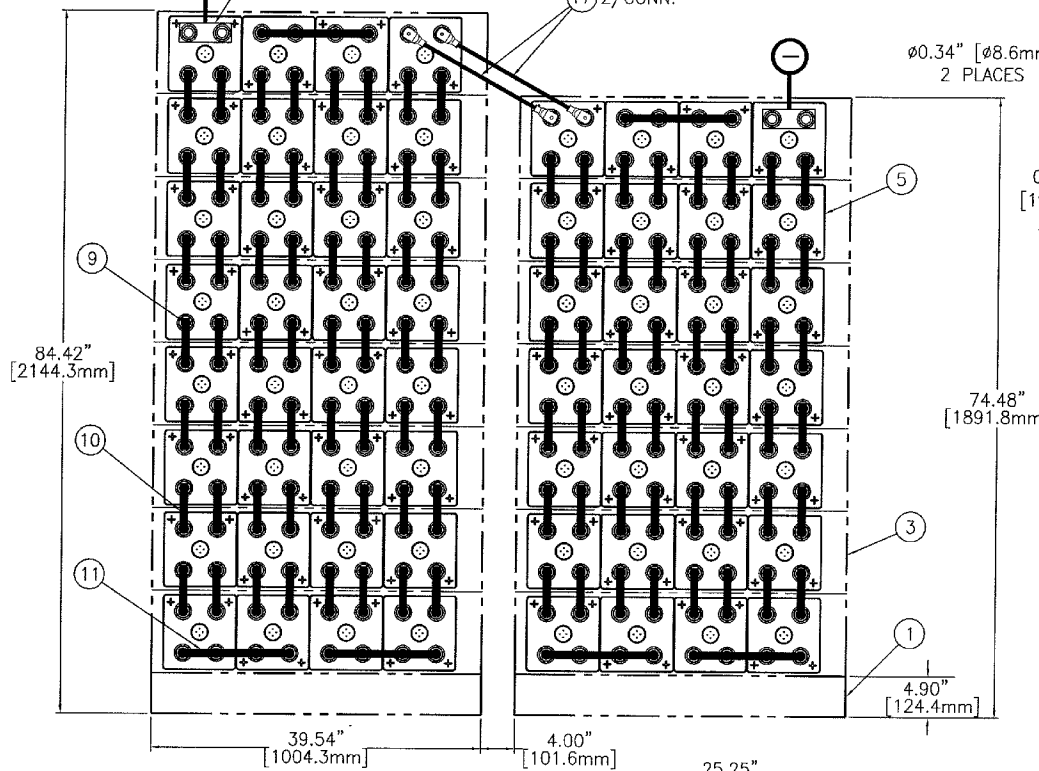
SYSTEM NO. E2548060CE01

| ITEM | QTY | PART NO.    | DESCRIPTION                      |
|------|-----|-------------|----------------------------------|
| 20   | 1   | RD04455-60  | ACCESSORY KIT (J29537)           |
| 19   |     |             |                                  |
| 18   |     |             |                                  |
| 17   | 4   | RA02250-30  | 4/0 CABLE 30" LONG               |
| 16   |     |             |                                  |
| 15   | 2   | PT00963T    | TERMINAL PLATE (M15923)          |
| 14   |     |             |                                  |
| 13   |     |             |                                  |
| 12   |     |             |                                  |
| 11   | 6   | PK04288T    | CONNECTOR 2.00 x 13.92 x 0.25    |
| 10   | 104 | PK04097T    | CONNECTOR 1.50 x 5.96 x 0.12     |
|      |     |             |                                  |
| 9    | 10  | HDWR-R11    | HARDWARE KIT, CONNECTOR          |
| 9.1  | 240 | PB00327     | BOLT, HEX 5/16-18 x 1.25 S.S     |
| 9.2  | 240 | PH01700     | WASHER, FLAT S.S.                |
|      |     |             |                                  |
| 8    | 15  | PH04006-39  | FACEPLATE (K11056)               |
|      |     |             |                                  |
| 7    | 17  | HDWR-R13    | HARDWARE KIT, FACEPLATE (J29535) |
|      |     |             |                                  |
| 5    | 60  | CW18151     | CELL (N03375)                    |
|      |     |             |                                  |
| 3    | 15  | RD04496-39F | MODULE ASSEMBLY KIT (M14111)     |
|      |     |             |                                  |
| 1    | 2   | RD04407-39A | BASE ASSEMBLY KIT (M14028)       |

(4) 3/8"-16UNC  
PRESS IN STUD



TERMINAL PLATE DETAIL  
PART NO. PT00963T



FLOOR MOUNTING DETAIL

25.25" [641.4mm]  
OVERALL DEPTH  
INCLUDING FACEPLATE

- NOTES:
1. LOCATE POLARITY OF BATTERIES FOR PROPER ORIENTATION DURING INSTALLATION.
  2. FLOOR MOUNTING (ANCHOR) BOLTS ARE NOT FURNISHED.
  3. INSTALLATION ANCHOR BOLT SIZE AND TYPE ARE TO BE DETERMINED BY USER IN ACCORDANCE WITH BUILDING CODES APPLICABLE TO THE ARRANGEMENT DESCRIBED ON THIS DRAWING.
  4. REFERENCE INSTALLATION MANUAL RS02044 FOR: CONNECTOR TORQUE VALUES, MODULE TO MODULE CONNECTIONS & FACEPLATE MOUNTING DETAILS.
  5. CONNECTORS AND CABLES ARE SIZED TO THE 1 MIN RATE TO 1.75 FINAL VPC AT 1586.4 AMPS. CONNECTORS RESULT IN <30mV DROP AND CABLES RESULT IN <100mV DROP.

ALL DIMENSIONS ARE THE SAME UNLESS NOTED OTHERWISE

**CMC TECHNOLOGIES, INC.**  
1400 UNION METEERING, ELLIOTT BELL, PA 15422-0500  
www.cmc.com

TITLE: CONNECTION DIAGRAM  
120/125V 4X8 AT-25P

SCALE: NTS

SHEET 1 OF 1

12/2006