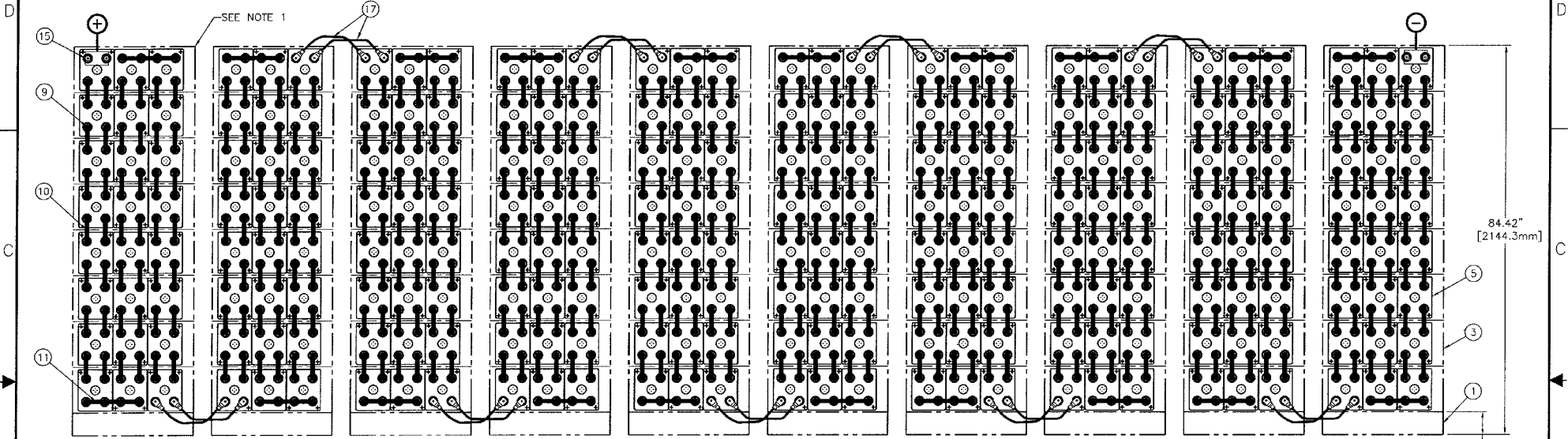


8 7 6 5 4 3 2 1

NOTES: THIS DRAWING AND THE INFORMATION PROVIDED ON IT ARE UNCLASSIFIED AND AVAILABLE TO ALL PERSONS WITHOUT LIMITATION. IT IS THE PROPERTY OF SPECTRUM ENERGY SERVICES, INC. AND NOT BE REPRODUCED, STORED IN A RETRIEVING SYSTEM, OR TRANSMITTED IN ANY FORM OR BY ANY MEANS, ELECTRONIC OR MECHANICAL, INCLUDING PHOTOCOPYING, RECORDING, OR BY ANY INFORMATION STORAGE AND RETRIEVAL SYSTEM, WITHOUT THE EXPRESS PERMISSION OF A SPECTRUM ENERGY SERVICES, INC. COMPANY. Copyright © 2014

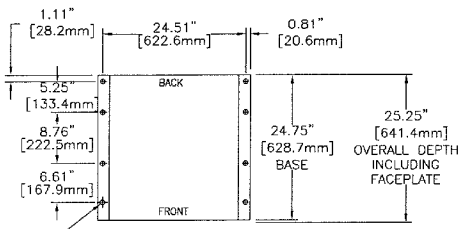
REVISION HISTORY							ECN #12257
ZONE	REV	DESCRIPTION	DATE	REV'D	CHK'D	DATE	APPROVED



26.13" [663.7mm] TYP.
4.00" [101.6mm] TYP.

84.42" [2144.3mm]

4.90" [124.5mm]



FLOOR MOUNTING DETAIL

ø0.81" [ø20.6mm]
8 PLACES

- NOTES:
1. LOCATE POLARITY OF BATTERIES FOR PROPER ORIENTATION DURING INSTALLATION.
 2. FLOOR MOUNTING (ANCHOR) BOLTS ARE NOT FURNISHED.
 3. INSTALLATION ANCHOR BOLT SIZE & TYPE ARE TO BE DETERMINED BY USER IN ACCORDANCE WITH BUILDING CODES APPLICABLE TO THE ARRANGEMENT DESCRIBED ON THIS DRAWING.
 4. REFERENCE INSTALLATION MANUAL RS02044 FOR: CONNECTOR TORQUE VALUES, MODULE TO MODULE CONNECTIONS & FACEPLATE MOUNTING DETAILS.
 5. CONNECTORS AND CABLES ARE SIZED TO THE 15 MIN RATE TO 1.67 FINAL VPC AT 1277.9 AMPS. CONNECTORS RESULT IN <30mV DROP AND CABLES RESULT IN <100mV DROP.

<table border="1"> <tr> <td>MADE TO ORDER</td> <td>QUANTITY</td> <td>DATE</td> </tr> <tr> <td> </td> <td> </td> <td>10/14/08</td> </tr> <tr> <td> </td> <td> </td> <td> </td> </tr> </table>	MADE TO ORDER	QUANTITY	DATE			10/14/08				<table border="1"> <tr> <td>DESIGNED BY</td> <td>DATE</td> </tr> <tr> <td> </td> <td> </td> </tr> <tr> <td> </td> <td> </td> </tr> </table>	DESIGNED BY	DATE					<table border="1"> <tr> <td> CD TECHNOLOGIES, INC. 1400 UNION MEETING, BLUE BELLS, PA 19422-0000 WWW.CDTECH.COM </td> <td> ALL SHEETS ARE THE SAME REVISION STATUS </td> </tr> <tr> <td colspan="2"> TITLE CONNECTION DIAGRAM 480V 3X3 AT-21P </td> </tr> <tr> <td> PROJECT NUMBER E2138240CE01 </td> <td> SHEET 1 OF 2 </td> </tr> <tr> <td> SCALE NTS </td> <td> 12/2008 </td> </tr> </table>	CD TECHNOLOGIES, INC. 1400 UNION MEETING, BLUE BELLS, PA 19422-0000 WWW.CDTECH.COM	ALL SHEETS ARE THE SAME REVISION STATUS	TITLE CONNECTION DIAGRAM 480V 3X3 AT-21P		PROJECT NUMBER E2138240CE01	SHEET 1 OF 2	SCALE NTS	12/2008
MADE TO ORDER	QUANTITY	DATE																							
		10/14/08																							
DESIGNED BY	DATE																								
CD TECHNOLOGIES, INC. 1400 UNION MEETING, BLUE BELLS, PA 19422-0000 WWW.CDTECH.COM	ALL SHEETS ARE THE SAME REVISION STATUS																								
TITLE CONNECTION DIAGRAM 480V 3X3 AT-21P																									
PROJECT NUMBER E2138240CE01	SHEET 1 OF 2																								
SCALE NTS	12/2008																								

8 7 6 5 4 3 2 1

NOTE: THE COMPANY AND THE INFORMATION CONTAINED ON IT ARE CONFIDENTIAL AND PROPRIETARY TO
 CSD TECHNOLOGIES, INC. AND MAY NOT BE REPRODUCED, COPIED, OR TRANSMITTED IN ANY FORM
 WITHOUT THE WRITTEN PERMISSION OF THE COMPANY. IN ANY EVENT, THE RECEIPT HEREON OF A COPY
 CONSTITUTES ACCEPTANCE OF THE COMPANY'S POLICY ON CONFIDENTIALITY.

REVISION HISTORY							ECN#12257
DATE	REV	DESCRIPTION	EDW	NOV	CHKD	DATE	APPROVED

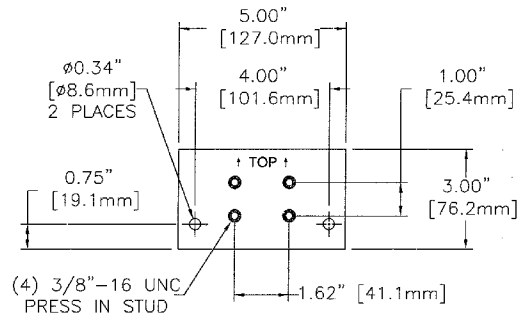
480 VOLT SYSTEM (240) AT-21P CELLS

APPROX SYSTEM WEIGHT: 45,240 LBS [20,520.5 kg]
 FLOOR CONTACT AREA: 742.5 SQ. IN. [479,031 mm²]



SYSTEM NO. E2138240CE01

20	1	RE04455-240	ACCESSORY KIT (J29537)
19			
18			
17	18	RA02250-21	4/0 CABLE 21" LONG
16			
15	2	PT00963T	TERMINAL PLATE (M15923)
14			
13			
12			
11	20	PK04262T	CONNECTOR 1.50 x 12.61 x 0.25
10	420	PK04225T	CONNECTOR 1.00 x 5.94 x 0.12
9	39	HDWR-R11	HARDWARE KIT, CONNECTOR
9.1	960	PB00327	BOLT, HEX 5/16-18 x 1.25 S.S
9.2	960	PH01700	WASHER, FLAT S.S.
8	80	PH04006-26	FACEPLATE (K11056)
7	90	HDWR-R13	HARDWARE KIT, FACEPLATE (J29535)
5	240	CW18150	CELL (N03375)
3	80	RD04496P-26E	MODULE ASSEMBLY KIT (M14111)
1	10	RD04407-26A	BASE ASSEMBLY KIT (M14028)
ITEM	QTY	PART NO.	DESCRIPTION



TERMINAL PLATE DETAIL
PART NO. PT00963T

CHECKED BY: [Signature] DATE: 10/14/08		CSD TECHNOLOGIES, INC. 1400 UNION MEETING, BLUE BELL, PA 19422-0580 www.csdtech.com	
DRAWN BY: [Signature] DATE: 10/14/08		CONNECTION DIAGRAM 480V 3XS AT-21P	
FILE: E2138240CE01B		SHEET 2 OF 2	