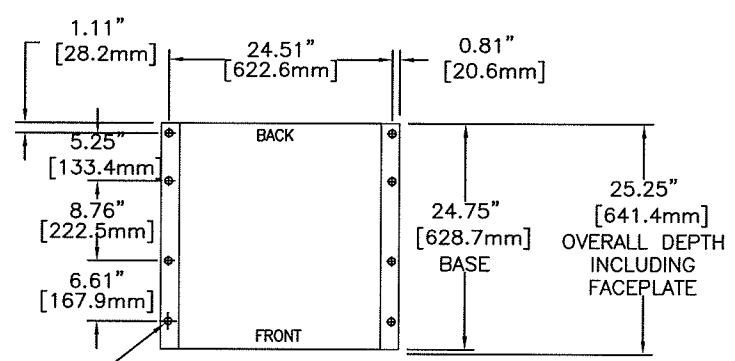
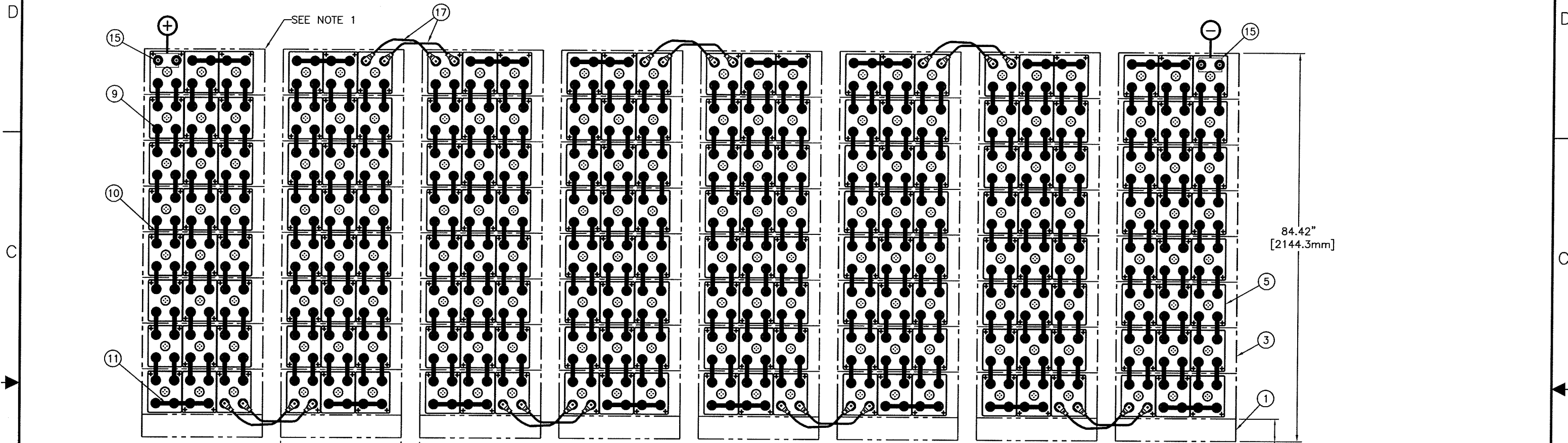


NOTICE: THIS DRAWING AND THE INFORMATION DISCLOSED ON IT ARE CONFIDENTIAL AND PROPRIETARY TO CAD TECHNOLOGIES, INC. AND MAY NOT BE DUPLICATED, REPRODUCED, USED OR DISCLOSED BY OR TO ANY PERSON OR PARTY OUTSIDE OF THE COMPANY IN ANY WAY WITHOUT THE WRITTEN PERMISSION OF A DULY AUTHORIZED EMPLOYEE OF THE COMPANY. Copyright © 2004.

ECN#12344

REVISION HISTORY							
ZONE	REV	DESCRIPTION	ECN#	REV'D	CHK'D	DATE	APPROVED



FLOOR MOUNTING DETAIL

- NOTES:
1. LOCATE POLARITY OF BATTERIES FOR PROPER ORIENTATION DURING INSTALLATION.
 2. FLOOR MOUNTING (ANCHOR) BOLTS ARE NOT FURNISHED.
 3. INSTALLATION ANCHOR BOLT SIZE & TYPE ARE TO BE DETERMINED BY USER IN ACCORDANCE WITH BUILDING CODES APPLICABLE TO THE ARRANGEMENT DESCRIBED ON THIS DRAWING.
 4. REFERENCE INSTALLATION MANUAL RSO2044 FOR: CONNECTOR TORQUE VALUES, MODULE TO MODULE CONNECTIONS & FACEPLATE MOUNTING DETAILS.
 5. CONNECTORS AND CABLES ARE SIZED TO THE 15 MIN RATE TO 1.67 FINAL VPC AT 1277.9 AMPS. CONNECTORS RESULT IN <30mV DROP AND CABLES RESULT IN <100mV DROP.

UNLESS OTHERWISE SPECIFIED DIMENSIONS ARE IN INCHES & TOLERANCES ON:	DRAWN C.H. HOLLISTON	DATE 12/29/08
FRAMES	CHECKED <i>[Signature]</i>	DATE 1/13/09
THIRD ANGLE PROJECTION	APPROVED <i>[Signature]</i>	DATE 1/13/09
MATERIAL		

ALL SHEETS ARE THE SAME REVISION STATUS			
CAD TECHNOLOGIES, INC.			
1400 UNION MEETING, BLUE BELL, PA 19422-0588 www.cadtechno.com			
TITLE CONNECTION DIAGRAM 384V 3X8 AT-21P			
SIZE D	DATE CODE	DRAWING NUMBER E2138192CE01	REVISION 0
FILE: E2138192CE01A		SCALE NTS	SHEET 1 OF 2

NOTICE: THIS DRAWING AND THE INFORMATION DISCLOSED ON IT ARE CONFIDENTIAL AND PROPRIETARY TO C&D TECHNOLOGIES, INC. AND MAY NOT BE DUPLICATED, REPRODUCED, USED OR DISCLOSED BY OR TO ANY PERSON OR PARTY OUTSIDE OF THE COMPANY IN ANY WAY WITHOUT THE WRITTEN PERMISSION OF A DAILY AUTHORIZED EMPLOYEE OF THE COMPANY. Copyright © 2004

ECH#12344

REVISION HISTORY						
ZONE	REV	DESCRIPTION	ECN#	REV'D	CHK'D	DATE

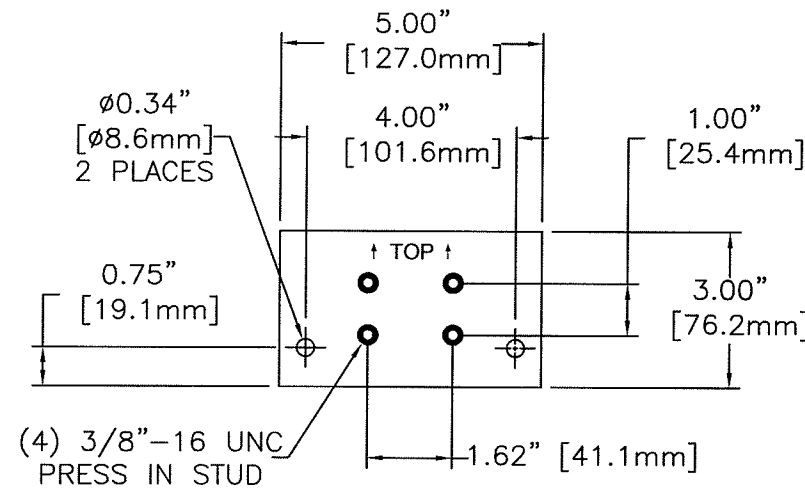
384 VOLT SYSTEM (192) AT-21P CELLS

APPROX SYSTEM WEIGHT: 36,195 LBS [16,417.8 kg]
FLOOR CONTACT AREA: 594.0 SQ. IN. [383,225 mm²]



SYSTEM NO. E2138192CE01

20	1	RE04455-240	ACCESSORY KIT (J29537)
19			
18			
17	14	RA02250-21	4/0 CABLE 21" LONG
16			
15	2	PT00963T	TERMINAL PLATE (M15923)
14			
13			
12			
11	16	PK04262T	CONNECTOR 1.50 x 12.61 x 0.25
10	336	PK04225T	CONNECTOR 1.00 x 5.94 x 0.12
9	31	HDWR-R11	HARDWARE KIT, CONNECTOR
9.1	768	PB00327	BOLT, HEX 5/16-18 x 1.25 S.S.
9.2	768	PH01700	WASHER, FLAT S.S.
8	64	PH04006-26	FACEPLATE (K11056)
7	72	HDWR-R13	HARDWARE KIT, FACEPLATE (J29535)
5	192	CW18150	CELL (N03375)
3	64	RD04496P-26E	MODULE ASSEMBLY KIT (M14111)
1	8	RD04407-26A	BASE ASSEMBLY KIT (M14028)
ITEM	QTY	PART NO.	DESCRIPTION



TERMINAL PLATE DETAIL
PART NO. PT00963T

UNLESS OTHERWISE SPECIFIED DIMENSIONS ARE IN INCHES & TOLERANCES ARE:		DRAWN C.H. HOUSTON	DATE 12/29/08	 1400 UNION MEETING, BLUE BELL, PA 19422-0588 www.cdtechinfo.com
DETAIL: X 1/2 X 1/2 X 1/2 ANGLES:		CHECKED [Signature]	1/13/09	
THIRD ANGLE PROJECTION		APPROVED [Signature]	1/13/09	TITLE CONNECTION DIAGRAM 384V 3X8 AT-21P
MATERIAL SEE BOM ABOVE				SIZE D
		FILE: E2138192CE01B	SCALE NTS	DRAWING NUMBER E2138192CE01
				REVISION 0
				SHEET 2 OF 2