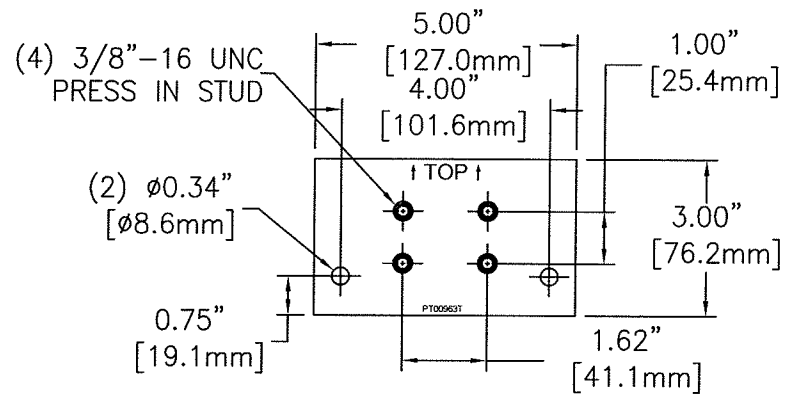
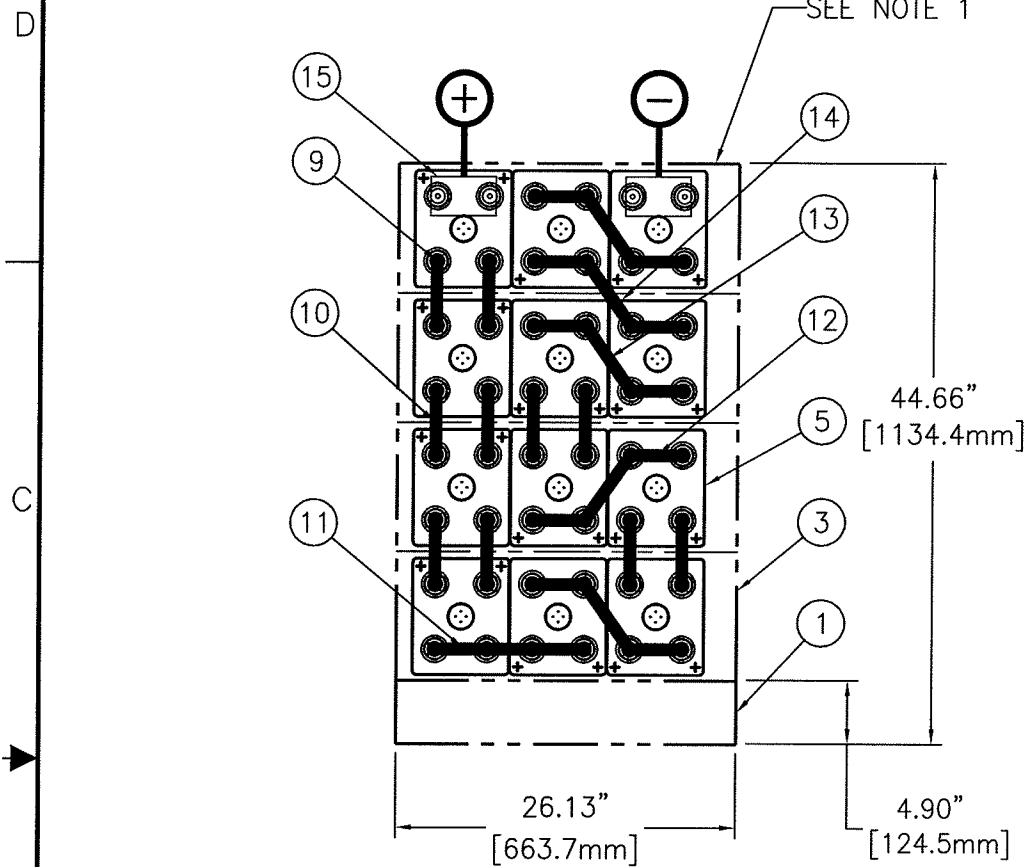


NOTICE: THIS DRAWING AND THE INFORMATION DISCLOSED ON IT ARE CONFIDENTIAL AND PROPRIETARY TO CAD TECHNOLOGIES, INC. AND MAY NOT BE REPRODUCED, COPIED, REPRODUCED, USED OR DISCLOSED BY OR TO ANY PERSON OR PARTY OUTSIDE OF THE COMPANY IN ANY MANNER WITHOUT THE WRITTEN PERMISSION OF A DULY AUTHORIZED EMPLOYEE OF THE COMPANY. Copyright © 2004

ECN#12038

REVISION HISTORY						
ZONE	REV	DESCRIPTION	ECN#	REV'D	CHK'D	DATE
	1	UPDATED BOM, ADDED WEIGHT AND FLOOR CONTACT AREA	12322	YH	CAM	3/11/08



TERMINAL PLATE DETAIL
PART NO. PT00963T

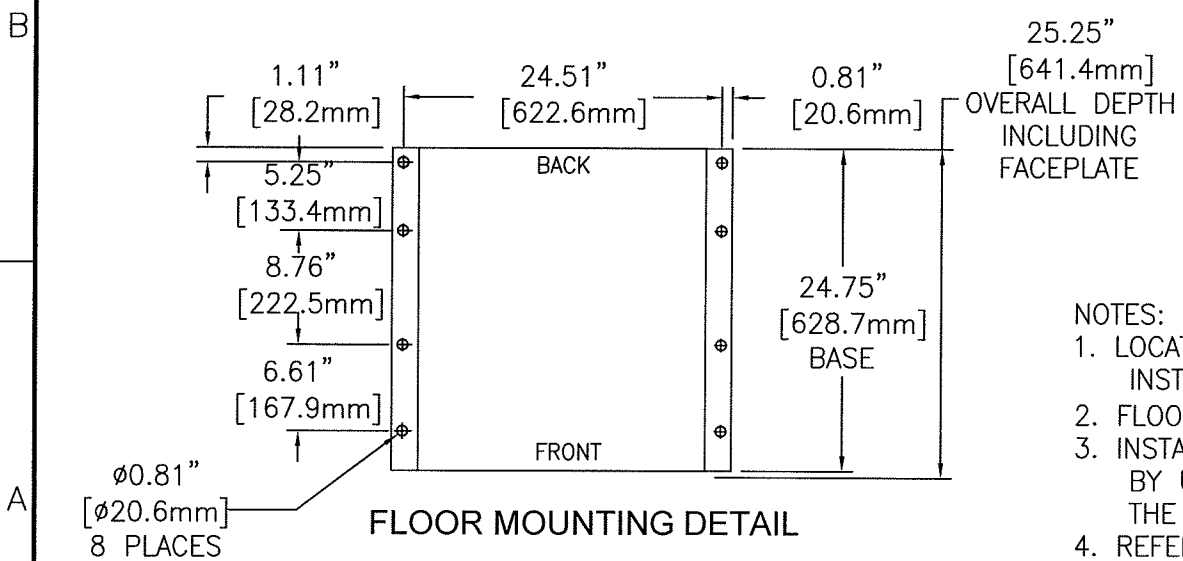
**24 VOLT SYSTEM
(12) AT-21P CELLS**

APPROX. SYSTEM WEIGHT: 2,295 LBS. [1,041 kg]
FLOOR CONTACT AREA: 74.25 SQ. IN. [47,903 mm²]



SYSTEM NO. E2134012CE01

20	1	RE04454	ACCESSORY KIT (J29536)
19			
18			
17			
16			
15	2	PT00963T	TERMINAL PLATE (M15923)
14	1	PK04263T	CONNECTOR 1.00 x 7.04 x 0.12
13	4	PK04202T	CONNECTOR 1.00 x 7.09 x 0.12
12	10	PK04324T	CONNECTOR 1.00 x 5.00 x 0.19
11	1	PK04277T	CONNECTOR 1.00 x 12.61 x 0.12
10	10	PK04225T	CONNECTOR 1.00 x 5.94 x 0.12
9	2	HDWR-R11	HARDWARE KIT, CONNECTOR
9.1	48	PB00327	BOLT, HEX 5/16-18 x 1.25 S.S
9.2	48	PH01700	WASHER, FLAT S.S.
8	4	PH04006-26	FACEPLATE (K11056)
7	5	HDWR-R13	HARDWARE KIT, FACEPLATE (J29535)
5	12	CW18150	CELL (N03375)
3	4	RD04496-26E	MODULE ASSEMBLY KIT (M14111)
1	1	RD04407-26A	BASE ASSEMBLY KIT (M14028)
ITEM	QTY	PART NO.	DESCRIPTION



NOTES:

- LOCATE POLARITY OF BATTERIES FOR PROPER ORIENTATION DURING INSTALLATION.
- FLOOR MOUNTING (ANCHOR) BOLTS ARE NOT FURNISHED.
- INSTALLATION ANCHOR BOLT SIZE & TYPE ARE TO BE DETERMINED BY USER IN ACCORDANCE WITH BUILDING CODES APPLICABLE TO THE ARRANGEMENT DESCRIBED ON THIS DRAWING.
- REFERENCE INSTALLATION MANUAL RS02044 FOR: CONNECTOR TORQUE VALUES, MODULE TO MODULE CONNECTIONS & FACEPLATE MOUNTING DETAILS.
- CONNECTORS ARE SIZED TO LESS THAN 30mV DROP AT 409 AMPS (2 HOUR RATE TO 1.75 VPC).

UNLESS OTHERWISE SPECIFIED DIMENSIONS ARE IN INCHES.		DATE
DRAWN	A. STOLTZEUS	3/12/08
CHECKED	C.H. HOUSTON	3/27/08
APPROVED	P. RALSTON	3/27/08

ALL SHEETS ARE THE SAME REVISION STATUS

CAD TECHNOLOGIES, INC.
1400 UNION MEETING, BLUE BELL, PA 19422-0588
www.cadtech.com

TITLE: CONNECTION DIAGRAM
24V 3X4 AT-21P

SIZE: D
CAGE CODE: [blank]
DRAWING NUMBER: E2134012CE01
REVISION: 1

PER: [blank] SPEC: [blank] FILE: E2134012CE01 SCALE: NTS SHEET 1 OF 1