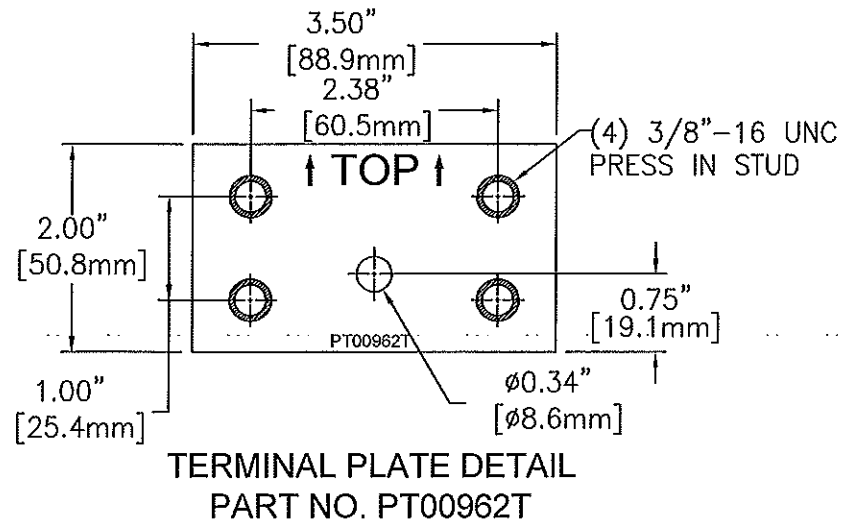
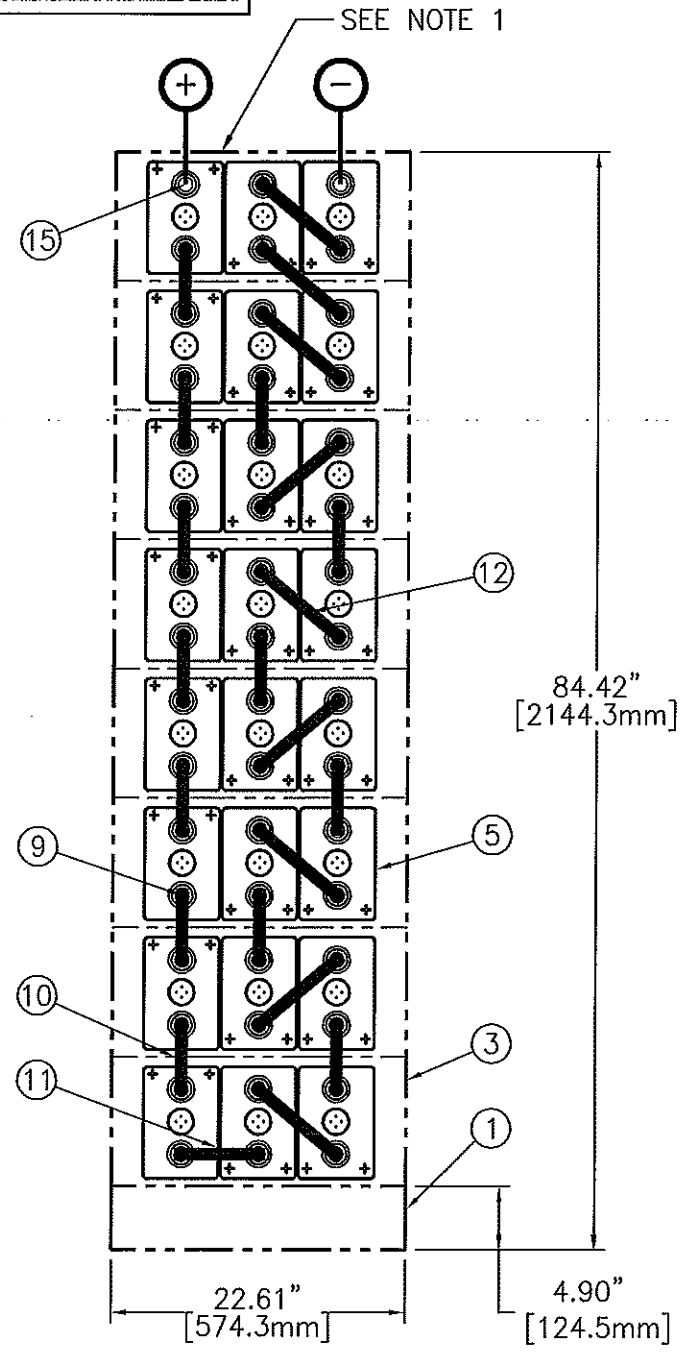


NOTE: THIS DRAWING AND THE INFORMATION CONTAINED HEREIN ARE CONFIDENTIAL AND PROPRIETARY TO CAD TECHNOLOGIES, INC. AND MAY NOT BE REPRODUCED, COPIED OR DISCLOSED BY OR TO ANY PERSON OR PARTY OUTSIDE OF THE COMPANY IN ANY MANNER WITHOUT THE WRITTEN PERMISSION OF A QUALIFIED EMPLOYEE OF THE COMPANY. Copyright © 2004

ECH1409B

REVISION HISTORY						
ZONE	REV	DESCRIPTION	ECH#	REV'D	CHK'D	DATE



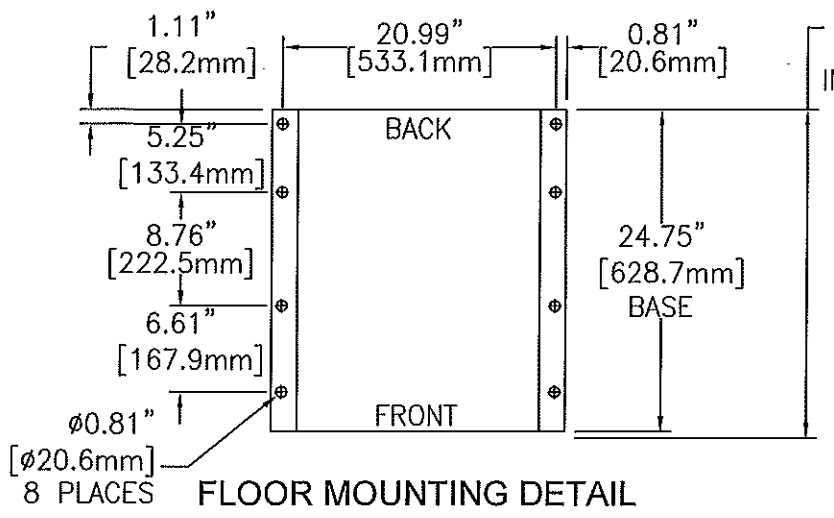
### 48 VOLT SYSTEM (24) AT-15P CELLS

APPROX. SYSTEM WEIGHT: 3,450 LBS. [1,564.9 kg]  
FLOOR CONTACT AREA: 74.25 SQ. IN. [47,903 mm<sup>2</sup>]



SYSTEM NO. E1538024CE01

20	1	RE04454	ACCESSORY KIT (J29536)
19			
18			
17			
16			
15	2	PT00962T	TERMINAL PLATE (M15923)
14			
13			
12	9	PK04261T	CONNECTOR 1.00 X 8.88 X 0.12
11	1	PK04202T	CONNECTOR 1.00 X 7.09 X 0.12
10	13	PK04225T	CONNECTOR 1.00 x 5.94 x 0.12
9	2	HDWR-R11	HARDWARE KIT, CONNECTOR
9.1	48	PB00327	BOLT, HEX 5/16-18 x 1.25 S.S.
9.2	48	PH01700	WASHER, FLAT S.S.
8	8	PH04006-22	FACEPLATE (K11056)
7	9	HDWR-R13	HARDWARE KIT, FACEPLATE (J29535)
5	24	CW18349	CELL (N03375)
3	8	RD04496-22D	MODULE ASSEMBLY KIT (M14111)
1	1	RD04407-22A	BASE ASSEMBLY KIT (M14028)
ITEM	QTY	PART NO.	DESCRIPTION



25.25" [641.4mm]  
OVERALL DEPTH INCLUDING FACEPLATE

- NOTES:
1. LOCATE POLARITY OF BATTERIES FOR PROPER ORIENTATION DURING INSTALLATION.
  2. FLOOR MOUNTING (ANCHOR) BOLTS ARE NOT FURNISHED.
  3. INSTALLATION ANCHOR BOLT SIZE & TYPE ARE TO BE DETERMINED BY USER IN ACCORDANCE WITH BUILDING CODES APPLICABLE TO THE ARRANGEMENT DESCRIBED ON THIS DRAWING.
  4. REFERENCE INSTALLATION MANUAL RS02044 FOR: CONNECTOR TORQUE VALUES, MODULE TO MODULE CONNECTIONS & FACEPLATE MOUNTING DETAILS.
  5. CONNECTORS ARE SIZED TO LESS THAN 30mV DROP AT 297.8 AMPS (2 HOUR RATE TO 1.75 VPC).

<small>PRESS ORANGE SPECIFIED DIMENSIONS ARE IN INCHES. TOLERANCES ON DIMENSIONS:</small> FINISH: 1.12"		DRAWN: Y. HODGES DATE: 1/8/15 CHECKED: [Signature] DATE: 1/20/15 APPROVED: [Signature]	ALL SHEETS ARE THE SAME REVISION STATUS <b>CAD TECHNOLOGIES, INC.</b> 1400 UNION MEETING, BLUE BELL, PA 19422-0588 www.cadtech.com
THIRD ANGLE PROJECTION SEE BOM ABOVE	PER: [Signature] SPEC: [Signature]	FILE: E1538024CE01	CONNECTION DIAGRAM 48V 3X8 AT-15P SIZE: D SCALE: NTS SHEET 1 OF 1