

NOTICE: THIS DRAWING AND THE INFORMATION DISCLOSED ON IT ARE CONFIDENTIAL AND PROPRIETARY TO CAD TECHNOLOGIES, INC. AND MAY NOT BE REPRODUCED, COPIED, USED OR DISCLOSED BY OR TO ANY PERSON OR PARTY OUTSIDE OF THE COMPANY IN ANY MANNER WITHOUT THE WRITTEN PERMISSION OF A DULY AUTHORIZED EMPLOYEE OF THE COMPANY. Copyright © 2004

ECN14098

| REVISION HISTORY | | | | | | |
|------------------|-----|-------------|------|-------|-------|------|
| ZONE | REV | DESCRIPTION | ECN# | REV'D | CHK'D | DATE |
| | | | | | | |
| | | | | | | |

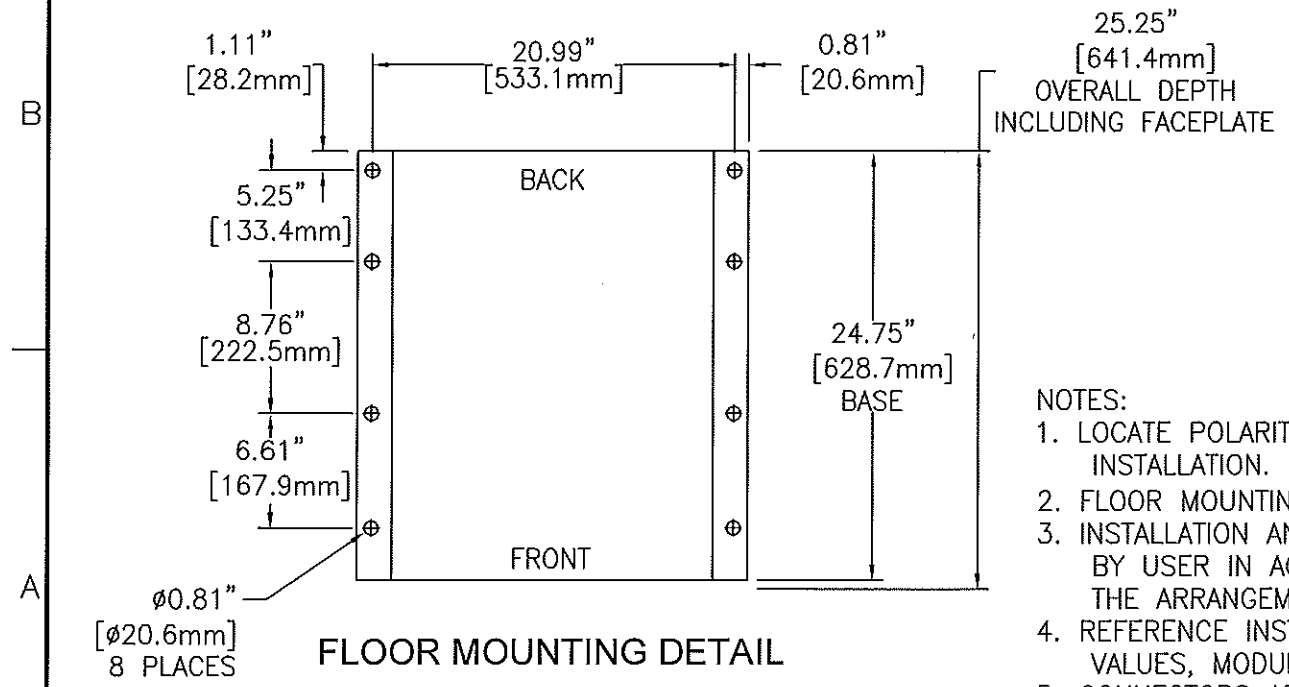
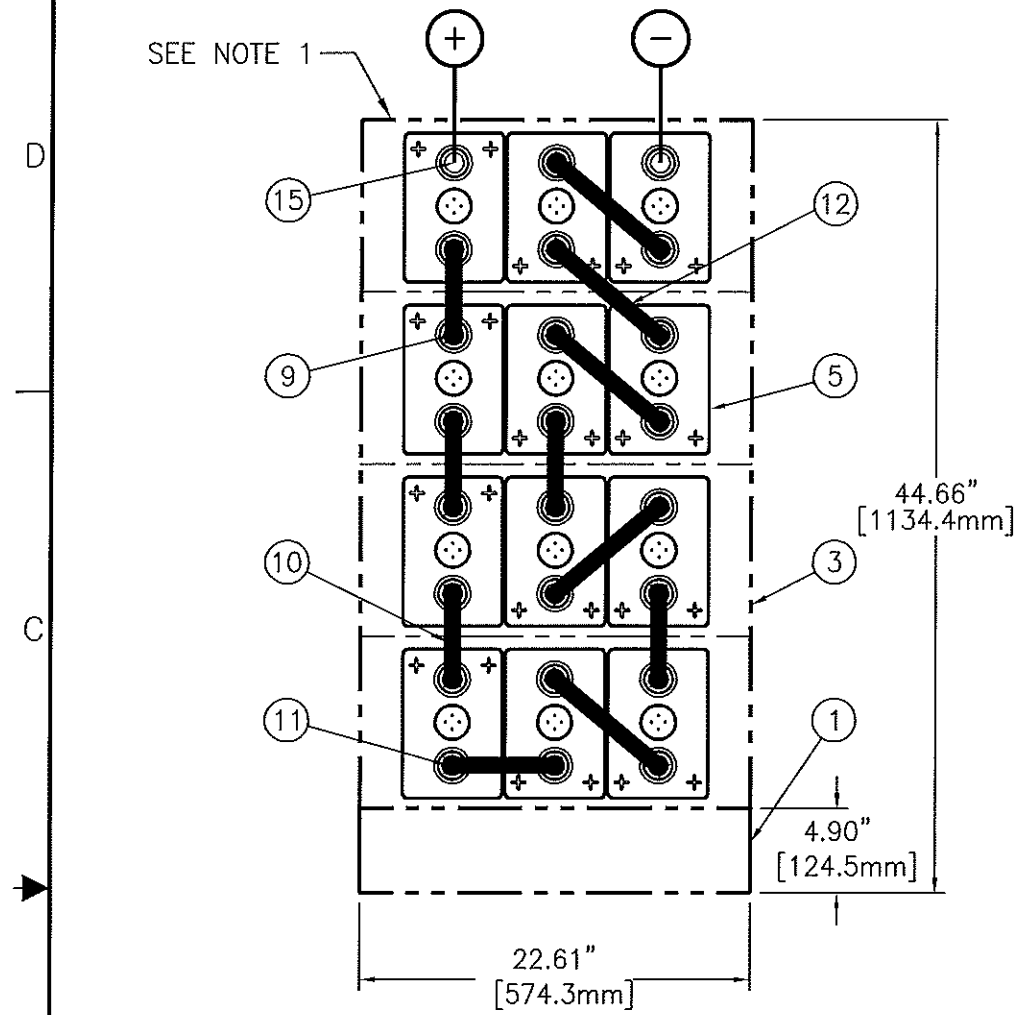
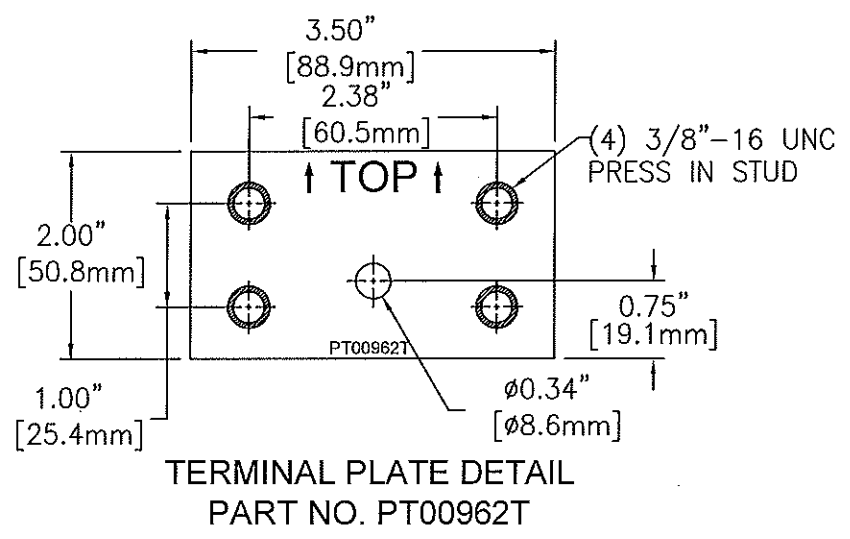
24 VOLT SYSTEM (12) AT-15P CELLS

APPROX. SYSTEM WEIGHT: 1,755 LBS [796.1 kg]
FLOOR CONTACT AREA: 74.25 SQ. IN. [47,903 mm²]



SYSTEM NO. E1534012CE01

| 20 | 1 | RE04454 | ACCESSORY KIT (J29536) |
|------|-----|-------------|----------------------------------|
| 19 | | | |
| 18 | | | |
| 17 | | | |
| 16 | | | |
| 15 | 2 | PT00962T | TERMINAL PLATE (M15923) |
| 14 | | | |
| 13 | | | |
| 12 | 5 | PK04261T | CONNECTOR 1.00 X 8.88 X 0.12 |
| 11 | 1 | PK04202T | CONNECTOR 1.00 X 7.09 X 0.12 |
| 10 | 5 | PK04225T | CONNECTOR 1.00 X 5.94 X 0.12 |
| 9 | 1 | HDWR-R11 | HARDWARE KIT, CONNECTOR |
| 9.1 | 24 | PB00327 | BOLT, HEX 5/16-18 x 1.25 S.S. |
| 9.2 | 24 | PH01700 | WASHER, FLAT S.S. |
| 8 | 4 | PH04006-22 | FACEPLATE (K11056) |
| 7 | 5 | HDWR-R13 | HARDWARE KIT, FACEPLATE (J29535) |
| 5 | 12 | CW18349 | CELL (N03375) |
| 3 | 4 | RD04496-22D | MODULE ASSEMBLY KIT (M14111) |
| 1 | 1 | RD04407-22A | BASE ASSEMBLY KIT (M14028) |
| ITEM | QTY | PART NO. | DESCRIPTION |



- NOTES:
1. LOCATE POLARITY OF BATTERIES FOR PROPER ORIENTATION DURING INSTALLATION.
 2. FLOOR MOUNTING (ANCHOR) BOLTS ARE NOT FURNISHED.
 3. INSTALLATION ANCHOR BOLT SIZE & TYPE ARE TO BE DETERMINED BY USER IN ACCORDANCE WITH BUILDING CODES APPLICABLE TO THE ARRANGEMENT DESCRIBED ON THIS DRAWING.
 4. REFERENCE INSTALLATION MANUAL RS02044 FOR: CONNECTOR TORQUE VALUES, MODULE TO MODULE CONNECTIONS & FACEPLATE MOUNTING DETAILS.
 5. CONNECTORS ARE SIZED TO LESS THAN 30mV DROP AT 297.8 AMPS (2 HOUR RATE TO 1.75 VPC).

ALL SHEETS ARE THE SAME REVISION STATUS

CAD TECHNOLOGIES, INC.
1400 UNION MEETING, BLUE BELL, PA 19422-0588
www.cadtech.com

DATE: 1/23/15
DRAWN BY: HODGES
CHECKED BY: [Signature]
APPROVED BY: [Signature]

THIRD ANGLE PROJECTION

MATERIAL: SEE BOM ABOVE

PER: SPEC: FILE: E1534012CE01

SCALE: NTS

SHEET 1 OF 1

12/2006