

NOTICE: THIS DRAWING AND THE INFORMATION DISCLOSED ON IT ARE CONFIDENTIAL AND PROPRIETARY TO C&D TECHNOLOGIES, INC. AND MAY NOT BE DUPLICATED, REPRODUCED, USED OR DISCLOSED BY OR TO ANY PERSON OR ENTITY OUTSIDE OF THE COMPANY IN ANY MANNER WITHOUT THE WRITTEN PERMISSION OF A DULY AUTHORIZED EMPLOYEE OF THE COMPANY. Copyright © 2004

ECN#12750

REVISION HISTORY						
ZONE	REV	DESCRIPTION	ECN#	REV'D	CHK'D	DATE

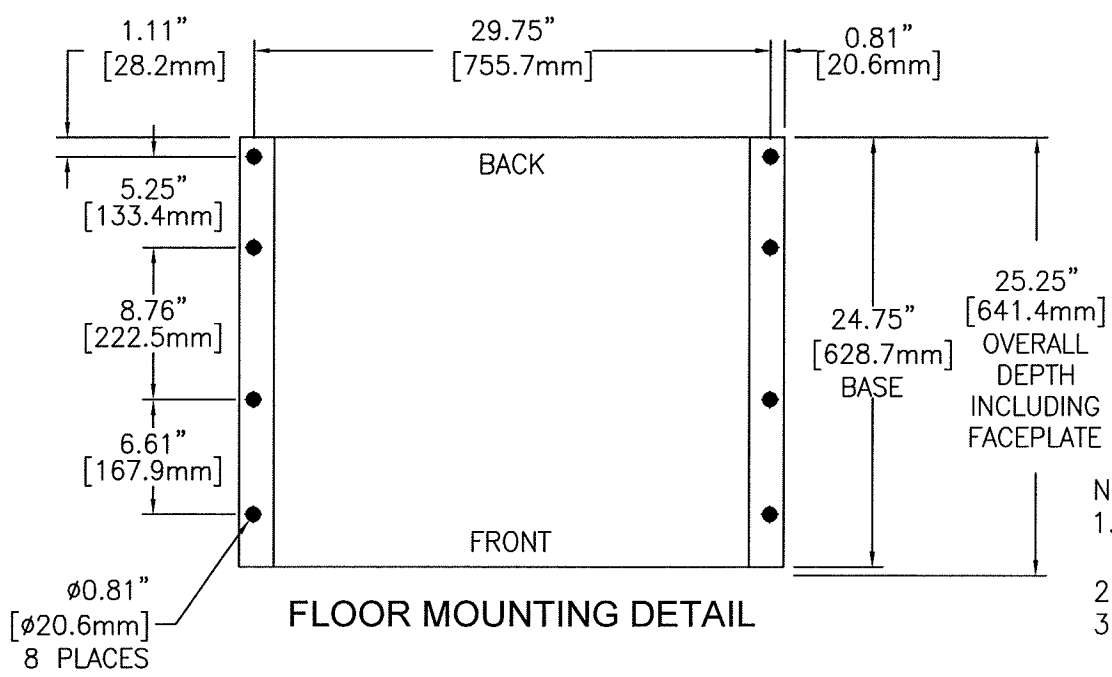
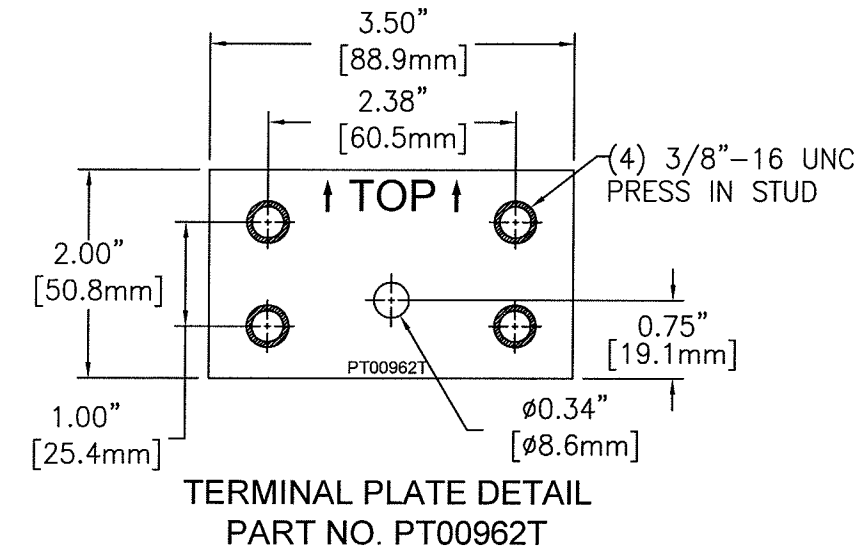
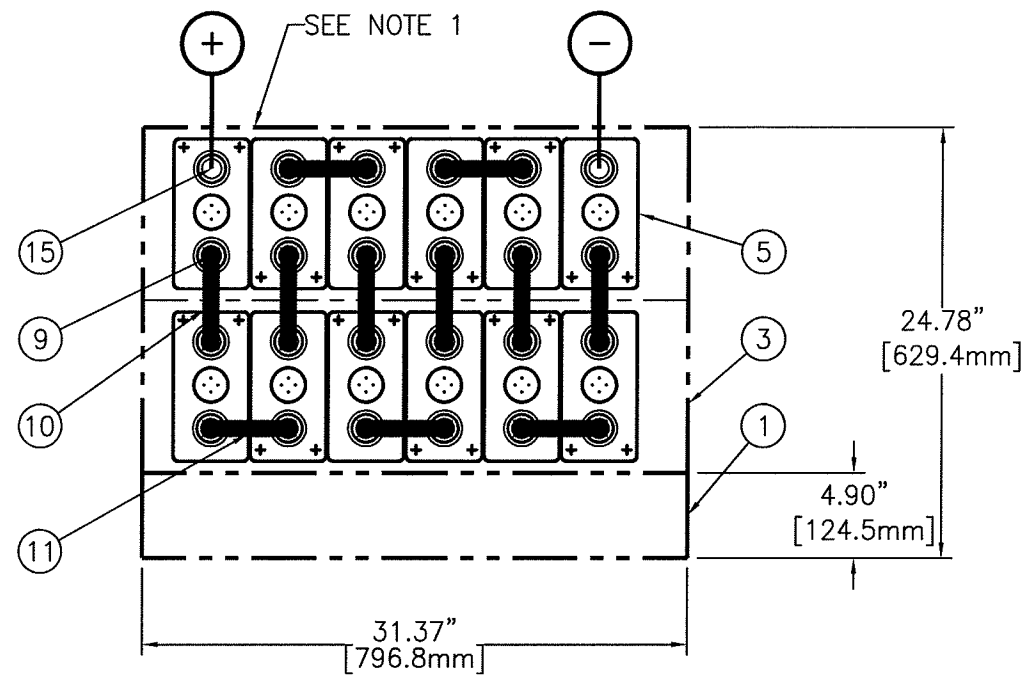
24 VOLT SYSTEM (12) AT-11P CELLS

APPROX SYSTEM WEIGHT: 1,290 LBS. [585.1 kg]
FLOOR CONTACT AREA: 74.25 SQ. IN. [47,903 mm²]



SYSTEM NO. E1162012CE01

20	1	RE04454	ACCESSORY KIT (J29536)
19			
18			
17			
16			
15	2	PT00962T	TERMINAL PLATE (M15923)
14			
13			
12			
11	5	PK04260T	CONNECTOR 1.00 X 5.57 X 0.12
10	6	PK04225T	CONNECTOR 1.00 x 5.94 x 0.12
9	1	HDWR-R11	HARDWARE KIT, CONNECTOR
9.1	24	PB00327	BOLT, HEX 5/16-18 x 1.25 S.S.
9.2	24	PH01700	WASHER, FLAT S.S.
8	2	PH04006-31	FACEPLATE (K11056)
7	3	HDWR-R13	HARDWARE KIT, FACEPLATE (J29535)
5	12	CW18225	CELL (N03375)
3	2	RD04496-31C	MODULE ASSEMBLY KIT (M14111)
1	1	RD04407-31A	BASE ASSEMBLY KIT (M14028)
ITEM	QTY	PART NO.	DESCRIPTION



- NOTES:
- LOCATE POLARITY OF BATTERIES FOR PROPER ORIENTATION DURING INSTALLATION.
 - FLOOR MOUNTING (ANCHOR) BOLTS ARE NOT FURNISHED.
 - INSTALLATION ANCHOR BOLT SIZE & TYPE ARE TO BE DETERMINED BY USER IN ACCORDANCE WITH BUILDING CODES APPLICABLE TO THE ARRANGEMENT DESCRIBED ON THIS DRAWING.
 - REFERENCE INSTALLATION MANUAL RS02044 FOR: CONNECTOR TORQUE VALUES, MODULE TO MODULE CONNECTIONS & FACEPLATE MOUNTING DETAILS.
 - CONNECTORS ARE SIZED TO LESS THAN 30mV DROP AT 212.7 AMPS (2 HOUR RATE TO 1.75 VPC).

UNLESS OTHERWISE SPECIFIED DIMENSIONS ARE IN INCHES & TOLERANCES ON DIMENSIONS ARE:	DRAWN: D. STOGK	DATE: 7/16/10	<p>1400 UNION MEETING, BLUE BELL, PA 19422-0588 www.cdtechno.com</p>
1/16"	CHECKED: [Signature]	APPROVED: [Signature]	
THIRD ANGLE PROJECTION	MATERIAL: SEE BOM ABOVE	PER: [Signature]	<p>CONNECTION DIAGRAM 24V 6X2 AT-11P</p> <p>SCALE: NTS</p>
FILE: E1162012CE01	SHEET 1 OF 1	12/2000	