

NOTICE: THIS DRAWING AND THE INFORMATION DISCLOSED ON IT ARE CONFIDENTIAL AND PROPRIETARY TO CAD TECHNOLOGIES, INC. AND MAY NOT BE DUPLICATED, REPRODUCED, USED OR DISCLOSED BY OR TO ANY PERSON OR PARTY OUTSIDE OF THE COMPANY IN ANY MANNER WITHOUT THE WRITTEN PERMISSION OF A DULY AUTHORIZED EMPLOYEE OF THE COMPANY. Copyright © 2004

EON#12751

REVISION HISTORY						
ZONE	REV	DESCRIPTION	ED#	REV'D	CHK'D	DATE

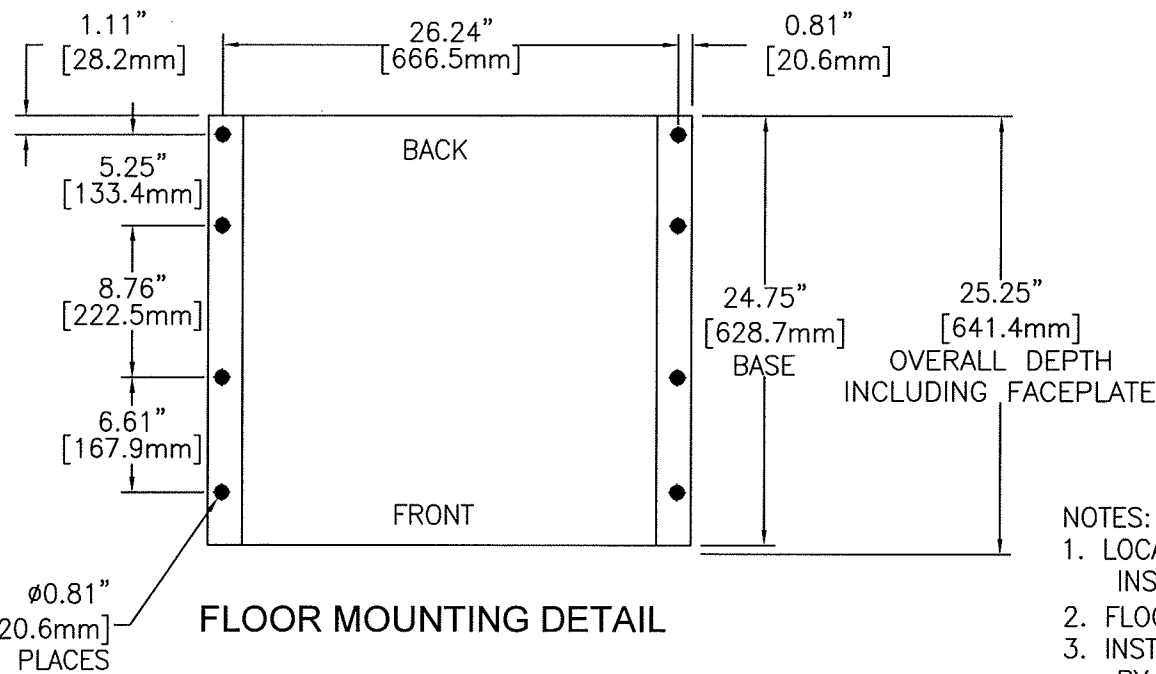
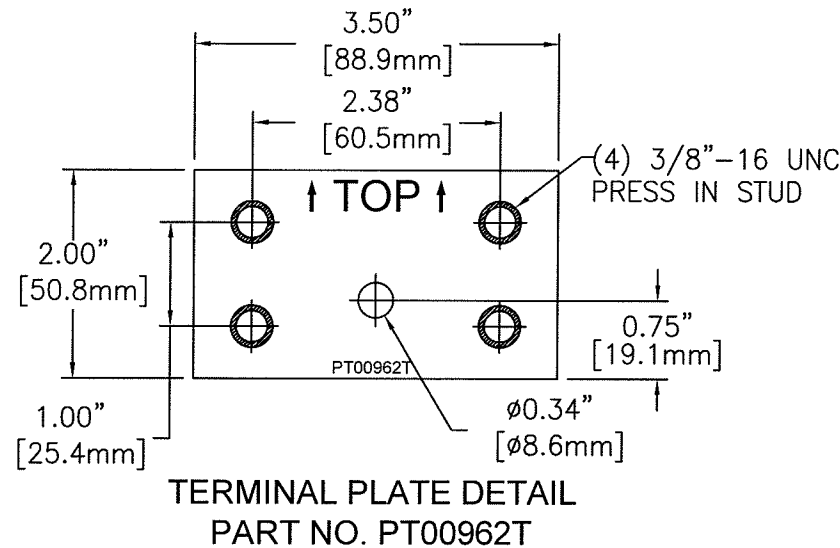
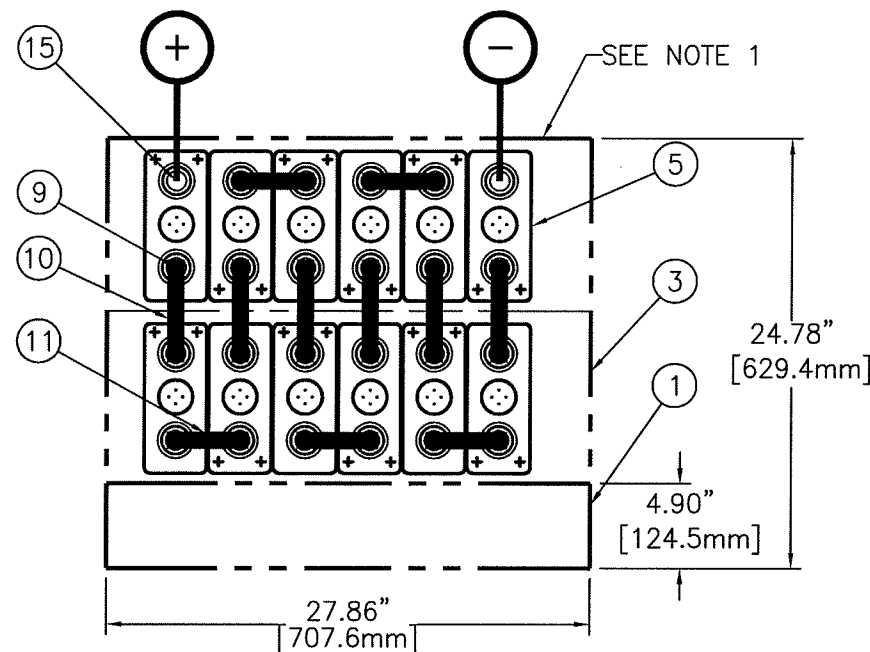
## 24 VOLT SYSTEM (12) AT-09P CELLS

APPROX. SYSTEM WEIGHT: 1,125 LBS. [510.3 kg]  
FLOOR CONTACT AREA: 74.25 SQ. IN. [47,903 mm<sup>2</sup>]



SYSTEM NO. E0962012CE01

20	1	RE04454	ACCESSORY KIT (J29536)
19			
18			
17			
16			
15	2	PT00962T	TERMINAL PLATE (M15923)
14			
13			
12			
11	5	PK04258T	CONNECTOR 1.00 x 4.84 x 0.12
10	6	PK04225T	CONNECTOR 1.00 x 5.94 x 0.12
9	1	HDWR-R11	HARDWARE KIT, CONNECTOR
9.1	24	PB00327	BOLT, HEX 5/16-18 x 1.25 S.S.
9.2	24	PH01700	WASHER, FLAT S.S.
8	2	PH04006-27	FACEPLATE (K11056)
7	3	HDWR-R13	HARDWARE KIT, FACEPLATE (J29535)
5	12	CW18224	CELL (N03375)
3	2	RD04496-27B	MODULE ASSEMBLY KIT (M14111)
1	1	RD04407-27A	BASE ASSEMBLY KIT (M14028)
ITEM	QTY	PART NO.	DESCRIPTION



- NOTES:
1. LOCATE POLARITY OF BATTERIES FOR PROPER ORIENTATION DURING INSTALLATION.
  2. FLOOR MOUNTING (ANCHOR) BOLTS ARE NOT FURNISHED.
  3. INSTALLATION ANCHOR BOLT SIZE & TYPE ARE TO BE DETERMINED BY USER IN ACCORDANCE WITH BUILDING CODES APPLICABLE TO THE ARRANGEMENT DESCRIBED ON THIS DRAWING.
  4. REFERENCE INSTALLATION MANUAL RS02044 FOR: CONNECTOR TORQUE VALUES, MODULE TO MODULE CONNECTIONS & FACEPLATE MOUNTING DETAILS.
  5. CONNECTORS ARE SIZED TO LESS THAN 30mV DROP AT 170.2 AMPS (2 HOUR RATE TO 1.75 VPC).

UNLESS OTHERWISE SPECIFIED DIMENSIONS ARE IN INCHES & TOLERANCES ON DECIMALS OF INCH	DRAWN BY: <i>[Signature]</i>	DATE: 7/16/10
CHECKED BY: <i>[Signature]</i>	DATE: 7/20/10	
APPROVED BY: <i>[Signature]</i>	DATE: 7/30/10	
THIRD ANGLE PROJECTION		
MATERIAL: SEE BOM ABOVE		
PER: _____	SPEC: _____	FILE: E0962012CE01

ALL SHEETS ARE THE SAME REVISION STATUS			
<b>CAD TECHNOLOGIES, INC.</b>			
1400 UNION MEETING, BLUE BELL, PA 19422-0588			
www.cadtechno.com			
TITLE: CONNECTION DIAGRAM 24V 6X2 AT-09P			
SIZE: D	DATE CODE: _____	DRAWING NUMBER: E0962012CE01	REVISION: 0
SCALE: NTS	SHEET 1 OF 1		12/2000