

NOTICE: THIS DRAWING AND THE INFORMATION DISCLOSED ON IT ARE CONFIDENTIAL AND PROPRIETARY TO CAD TECHNOLOGIES, INC. AND MAY NOT BE DUPLICATED, REPRODUCED, USED OR EXCISED BY OR TO ANY PERSON OR PARTY OUTSIDE OF THE COMPANY IN ANY WAY WITHOUT THE WRITTEN PERMISSION OF A DULY AUTHORIZED EMPLOYEE OF THE COMPANY. Copyright © 2004

ECN#12751

REVISION HISTORY						
ZONE	REV	DESCRIPTION	ECN#	REV'D	CHK'D	DATE

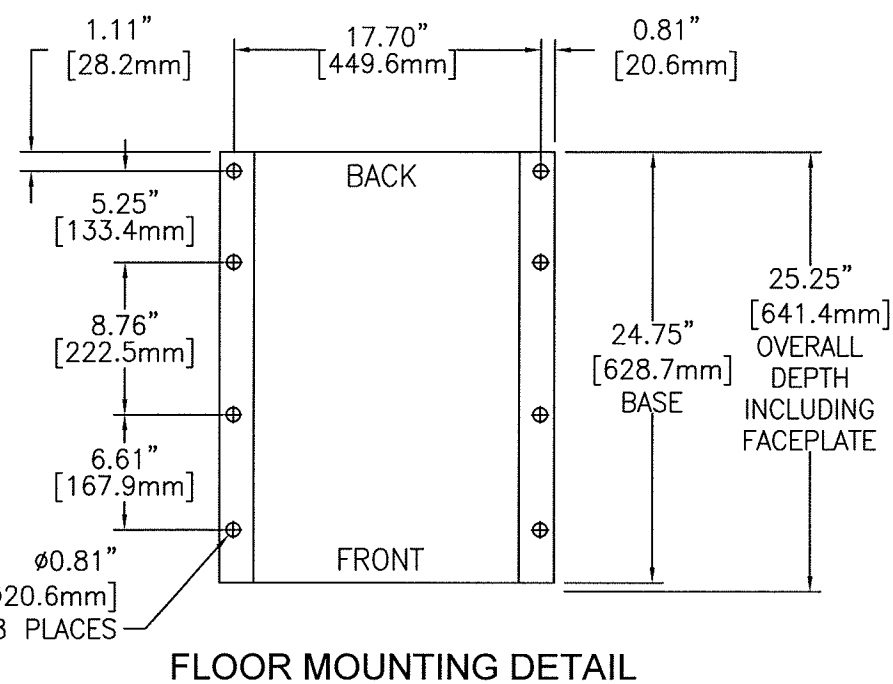
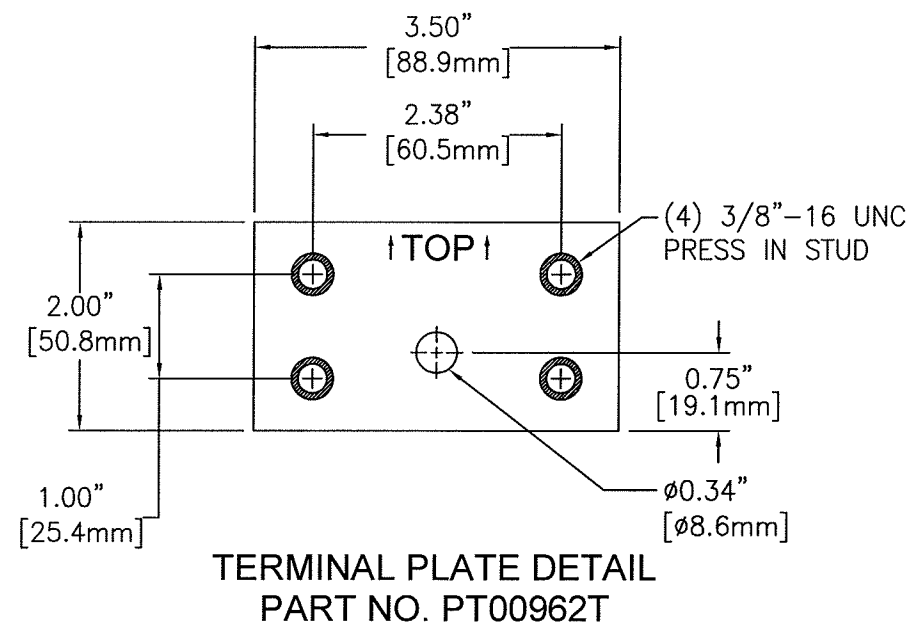
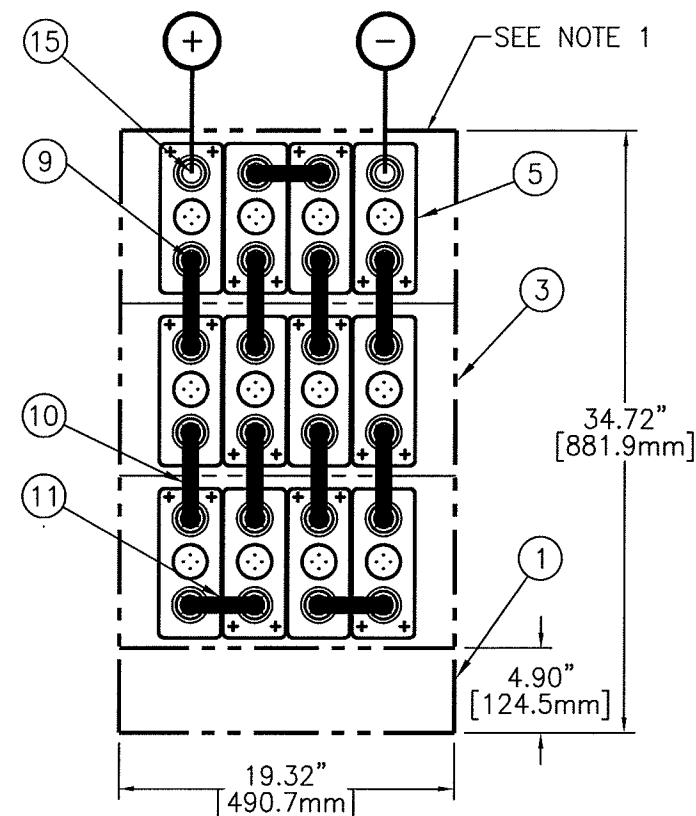
24 VOLT SYSTEM (12) AT-09P CELLS

APPROX. SYSTEM WEIGHT: 1,135 LBS. [514.8 kg]
FLOOR CONTACT AREA: 74.25 SQ. IN. [47,903 mm²]

m-s-endur

SYSTEM NO. E0943012CE01

20	1	RE04454	ACCESSORY KIT (J29536)
19			
18			
17			
16			
15	2	PT00962T	TERMINAL PLATE (M15923)
14			
13			
12			
11	3	PK04258T	CONNECTOR 1.00 x 4.84 x 0.12
10	8	PK04225T	CONNECTOR 1.00 x 5.94 x 0.12
9	1	HDWR-R11	HARDWARE KIT, CONNECTOR
9.1	24	PB00327	BOLT, HEX 5/16-18 x 1.25 S.S.
9.2	24	PH01700	WASHER, FLAT S.S.
8	3	PH04006-19	FACEPLATE (K11056)
7	4	HDWR-R13	HARDWARE KIT, FACEPLATE (J29535)
5	12	CW18224	CELL (N03375)
3	3	RD04496-19B	MODULE ASSEMBLY KIT (M14111)
1	1	RD04407-19A	BASE ASSEMBLY KIT (M14028)
ITEM	QTY	PART NO.	DESCRIPTION



- NOTES:
- LOCATE POLARITY OF BATTERIES FOR PROPER ORIENTATION DURING INSTALLATION.
 - FLOOR MOUNTING (ANCHOR) BOLTS ARE NOT FURNISHED.
 - INSTALLATION ANCHOR BOLT SIZE & TYPE ARE TO BE DETERMINED BY USER IN ACCORDANCE WITH BUILDING CODES APPLICABLE TO THE ARRANGEMENT DESCRIBED ON THIS DRAWING.
 - REFERENCE INSTALLATION MANUAL RS02044 FOR: CONNECTOR TORQUE VALUES, MODULE TO MODULE CONNECTIONS & FACEPLATE MOUNTING DETAILS.
 - CONNECTORS ARE SIZED TO LESS THAN 30mV DROP AT 170.2 AMPS (2 HOUR RATE TO 1.75 VPC).

UNLESS OTHERWISE SPECIFIED DIMENSIONS ARE IN INCHES & TOLERANCES ARE:		DATE	ALL SHEETS ARE THE SAME REVISION STATUS	
FINISH	AS SHOWN	7/16/10	CAD TECHNOLOGIES, INC. 1400 UNION MEETING, BLUE BELL, PA 19422-0588 www.cadtechno.com	
DECIMALS	XXX			
FRACTIONS	XX/XX			
THIRD ANGLE PROJECTION		APPROVED	TITLE	
SEE BOM ABOVE			CONNECTION DIAGRAM 24V 4X3 AT-09P	
PER:	SPEC:	FILE: E0943012CE01	SCALE NTS	DRAWING NUMBER
				E0943012CE01 0
				SHEET 1 OF 1